



Government of **Western Australia**
School Curriculum and Standards Authority

Online Literacy and Numeracy Assessment (OLNA) Handbook 2022



OLNA Helpdesk: 9273 6726 or olna@scsa.wa.edu.au

Acknowledgement of Country

Kaya. The School Curriculum and Standards Authority (the Authority) acknowledges that our offices are on Whadjuk Noongar boodjar and that we deliver our services on the country of many traditional custodians and language groups throughout Western Australia. The Authority acknowledges the traditional custodians throughout Western Australia and their continuing connection to land, waters and community. We offer our respect to Elders past and present.

TITLE: Online Literacy and Numeracy Assessment (OLNA) Handbook 2022

ISSN: 2205-2909

© School Curriculum and Standards Authority, 2014

This document—apart from any third party copyright material contained in it — may be freely copied, or communicated on an intranet, for non-commercial purposes in the educational institutions, provided that the School Curriculum and Standards Authority (the Authority) is acknowledged as the copyright owner, and that the Authority's moral rights are not infringed.

Copying or communication for any other purpose can be done only within the terms of the *Copyright Act 1968* or with prior written permission of the Authority. Copying or communication of any third party copyright material can be done only within the terms of the *Copyright Act 1968* or with permission of the copyright owners.

Any content in this document that has been derived from the Australian Curriculum may be used under the terms of the [Creative Commons Attribution 4.0 International \(CC BY\)](#).

School Curriculum and Standards Authority
303 Sevenoaks Street
CANNINGTON Western Australia 6107

PO Box 816
CANNINGTON Western Australia 6987

For further information, contact:

Telephone: +61 8 9273 6726

Email: olna@scsa.wa.edu.au

Web: www.scsa.wa.edu.au

2021/48441v4

Contents

Introduction	1
OLNA publications for 2022	3
OLNA Helpdesk	4
Overview	5
OLNA testing windows	5
Alternate test arrangements	6
Medical conditions	6
Test locations	6
Compulsory sits	6
Student registration	7
Record retention	7
Practice and example tests	8
Postponing the OLNA	9
Students with disability	9
Home-educated students	9
Reporting on the standard for reading, writing and numeracy	10
Possible enrolment paths for students	11
Foundation courses	12
General and ATAR courses	13
OLNA Educator Code of Conduct and OLNA Student Agreement	14
Breaches of the OLNA Educator Code of Conduct or the OLNA Student Agreement	14
Lodging breaches	15
Managing breaches	15
Appeal	16
Adjustments	18
Students with disability	18
Types of adjustments for disability	20
English as an Additional Language or Dialect students	24
Requests for adjustments	25
Role of the principal	26
Role of the coordinator	27
OLNA Dashboard	27
Using the Student Information Record System	27
Preparation for the assessment	28
Management of usernames, passwords and student lists	29
On test days	31

Role of the supervisor	34
Preparation	34
Authorised and unauthorised materials and applications.....	34
Attendance and documentation of issues experienced	35
Preparing the test room.....	35
Rules for assisting students.....	35
On test days	36
Solutions to potential issues	37
Advice for preparing students for the OLNA.....	39
Administrative preparation.....	39
General test preparation	39
Appendix 1 – OLNA Educator Code of Conduct.....	40
Appendix 2 – OLNA Student Agreement	41
Appendix 3 – OLNA Declaration Form	42
Appendix 4 – OLNA Information for Students sheet	43
Appendix 5 – Checklist for principals	44
Appendix 6 – Checklist for OLNA coordinators	45
Appendix 7 – Checklist for OLNA supervisors	47
Appendix 8 – Administration scripts	48
Writing.....	48
Reading.....	51
Numeracy.....	54
Appendix 9 – Information for scribing.....	58
Appointment of a scribe	58
Scribing requirements.....	58
Scribing procedure	58
Appendix 10 – OLNA Student List and password management using SIRS	61
Extracting student lists.....	61
Using the OLNA Student List.....	63
Extracting student passwords.....	64
OLNA Student Log-in Details sheet	65
Appendix 11 – Support materials for teachers.....	66
General resources	66
Literacy resources	66
Numeracy resources	67
Wellbeing resources	69

Introduction

The School Curriculum and Standards Authority (the Authority) is responsible for setting standards, and assessing and certifying student achievement according to those standards.

The Western Australian Certificate of Education (WACE) is a senior secondary certificate recognised nationally in the *Australian Qualifications Framework* (AQF) and by universities, industry and other training providers.

Students must demonstrate a minimum standard of literacy and numeracy to be eligible for a WACE.

The minimum standard of literacy (reading and writing) and numeracy encompasses the skills that are considered essential for individuals to meet the demands of everyday life and work. The required skills are identified in the *Australian Core Skills Framework* (ACSF) at Level 3. The ACSF is available on the Department of Education, Skills and Employment website on the [Australian Core Skills Framework page \(https://www.dese.gov.au/skills-information-training-providers/australian-core-skills-framework/download-acsf\)](https://www.dese.gov.au/skills-information-training-providers/australian-core-skills-framework/download-acsf). The Authority will report on the demonstration of the standard for each component (reading, writing and numeracy) for each student on the Western Australian Statement of Student Achievement (WASSA) on completion of Year 12. More information about reporting can be found on page 10.

Students can demonstrate the standard for each component through performance in either the:

- National Assessment Program – Literacy and Numeracy (NAPLAN) Year 9, or
- the Online Literacy and Numeracy Assessment (OLNA).

The OLNA is a suite of tests that are accessed via a secure website.

Principals should embed the administration of the OLNA into whole-school planning.

This handbook provides schools with information on:

- demonstrating the standard for each component through the OLNA
- implementing the OLNA on a whole-school level
- managing the day-to-day administration of the OLNA
- administering the tests
- using feedback to assist students.

To assist in the administration of the OLNA, this handbook provides:

- a *Checklist for principals* (see Appendix 5)
- a *Checklist for OLNA coordinators* (see Appendix 6).

This handbook is complemented by the *OLNA Test-Delivery Website User Guide 2022*, the *OLNA Supervisor's Handbook 2022* and the *OLNA Dashboard User Guide 2022*.

Table 1: OLNA complementing documents

Document	Document purpose	Audience	Website the document supports
<i>OLNA Test-Delivery Website User Guide 2022</i>	Accessing and using the test-delivery website.	<ul style="list-style-type: none"> coordinators supervisors IT support persons 	https://assess.scsa.wa.edu.au
<i>OLNA Supervisor's Handbook 2022</i>	Administering each test session.	<ul style="list-style-type: none"> supervisors 	https://assess.scsa.wa.edu.au
<i>OLNA Dashboard User Guide 2022</i>	Accessing and using the OLNA Dashboard (a student records management system for the OLNA tests).	<ul style="list-style-type: none"> coordinators supervisors 	https://assess.scsa.wa.edu/admin

Students, parents/guardians/carers and other individuals can access:

- practice and example tests (see page 8)
- general advice for preparing students for the OLNA (see page 39)
- the *OLNA Writing Guide* found on the Authority website on the [Students, Parents and Carers page \(https://senior-secondary.scsa.wa.edu.au/assessment/olna/students-parents-carers\)](https://senior-secondary.scsa.wa.edu.au/assessment/olna/students-parents-carers), which provides student samples that show where writing skills have been demonstrated and where they have not.

OLNA publications for 2022

The following OLNAs contain information and dates for Round 1 (March) and Round 2 (September) 2022:

- *OLNA Handbook 2022*
- *OLNA Test-Delivery Website User Guide 2022*
- *OLNA Supervisor's Handbook 2022*
- *OLNA Writing Guide*
- *OLNA Dashboard User Guide 2022*.

The following documents, that are specific to each round, will be made available on the Authority website and via *OLNA Updates*.

- *OLNA Declaration Form*
- *OLNA Information for Students*.

In this edition of the *OLNA Handbook*, the *OLNA Educator Code of Conduct*, the *OLNA Student Agreement*, the *OLNA Declaration Form*, the *Checklist for OLNAs coordinators*, the *Checklist for principals* and the *Checklist for OLNAs supervisors* have been moved to the appendices to improve the flow and navigation of the document. As in previous years, new content for 2022 is marked with double lines.



OLNA Helpdesk

The *OLNA Handbook 2022*, the *OLNA Test-Delivery Website User Guide 2022*, the *OLNA Supervisor's Handbook 2022*, the *OLNA Dashboard User Guide 2022* and the Authority website provide extensive information on the administration of the OLNA.

For more information and clarification, contact the OLNA Helpdesk.

Phone: +61 (08) 9273 6726, 8.00 am to 4.00 pm (AWST) weekdays

Email: olna@scsa.wa.edu.au

Overview

The OLNA has three components:

- reading (45 multiple-choice questions to be completed in 50 minutes)
- writing (an extended response of up to 600 words to be completed in 60 minutes)
- numeracy (45 multiple-choice questions to be completed in 50 minutes).

The OLNA has different versions of each test. These versions are of equal difficulty. On each occasion that an OLNA component is assessed, one of the versions is randomly generated. This randomisation is intended to prevent sharing of information between students who sit the test at different times.

The OLNA is administered twice each year.

Table 2. OLNA rounds

Round	Indicative month	Timing in the school year
1	March	Term 1, Weeks 5–8
2	September	Term 3, last four weeks

Throughout Years 10, 11 and 12, students will have up to six opportunities (two per year) to demonstrate the standard for each component.

Students who do not demonstrate the standard for each component by the time they exit senior secondary schooling can apply to the Authority to resit the OLNA at any age, by completing the online application found on the Authority website on the [WACE after Year 12 page](https://senior-secondary.scsa.wa.edu.au/certification/wace-after-year-12) (<https://senior-secondary.scsa.wa.edu.au/certification/wace-after-year-12>).¹

OLNA testing windows

Below are dates for the 2022 and 2023 OLNA testing windows.

2022 OLNA testing windows

Round one

Writing: 28 February–2 March
Reading and numeracy: 28 February–25 March

Round two²

Writing: 29–31 August
Reading and numeracy: 29 August–23 September

2023 OLNA testing windows (provisional)

Round one²

Writing: 27 February–1 March
Reading and numeracy: 27 February–24 March

Round two²

Writing: 28–30 August
Reading and numeracy: 28 August–22 September

¹ It should be noted that the WACE requirements may change over time. Individuals continuing to work towards the achievement of the WACE after they leave school will need to meet the WACE requirements current at that time.

² The Authority will review the testing windows after each round.

Alternate test arrangements

Alternative test dates are not available for schools or individuals who make arrangements to undertake camps, travel, work experience or other activities that prevent completion of the OLNA during the testing window.

Medical conditions

Students who are in Year 12 and are unable to sit or complete an OLNA test in Round 2 (September) due to a medical condition should be rescheduled to sit the test within the test window for that component. Should a medical condition prevent the student from sitting the test during the test window for that component, an additional opportunity may be provided for the student on a day and time at the Authority's discretion. This opportunity will only be provided if:

- the school provided an opportunity for the student to sit the test on all days of the relevant test window
- a medical certificate is supplied that:
 - is signed and dated, on or before a day of the relevant test window, by a relevant medical professional
 - states the student was incapable of sitting the OLNA on all days during the test window
 - is within 3 business days of the end of the period covered by the medical certificate.

Test locations

All students sitting an OLNA component must do so at the school where they are enrolled. The use of anonymiser technology, such as a virtual private network (VPN) or Tor, that potentially obscures the location of the candidate is not permitted.

Compulsory sits

The two rounds in Year 10 and the March round in Year 11 are compulsory to help determine eligibility for Foundation courses, if required. Information about Foundation courses is available on page 12. International and mature-age students registered at a school are required to sit the OLNA at the first available opportunity. The table below indicates which of the six opportunities to sit the OLNA in Years 10 to 12 are compulsory, and which are optional for eligible students.

Table 3. Opportunities to sit the OLNA

Year	Round	Compulsory
10	March	Yes
10	September	
11	March	
11	September	No ³
12	March	
12	September	

Student registration

Year 10, 11 and 12 students must be registered in the Student Information Record System (SIRS) to be able to sit an OLNA test. Students eligible to sit an OLNA test are automatically enrolled in that test on the test-delivery website through SIRS. It is important to allow enough time to verify that all registration information is correct and to make any changes before the testing window. Late registrations may not be processed in sufficient time to enable students to be enrolled in the OLNA. This is especially relevant for the writing component, which must be completed within the prescribed dates of each OLNA testing window.

Contact the SIRS Helpline on 9273 6719 for assistance with accessing and logging in to the SIRS website. For all other enquiries about student eligibility and participation, contact the OLNA Helpdesk (see page 4).

The *OLNA Student List* can be generated through SIRS. Instructions for accessing the *OLNA Student List* are provided in Appendix 10. The list can also be generated through the OLNA Dashboard. Instructions can be found in the *OLNA Dashboard User Guide 2022*.

Errors in the *OLNA Student List* can be resolved by emailing the OLNA Helpdesk (see page 4).

Record retention

Public schools

In accordance with the *State Records Act 2000* and the Department's *Records Management Policy*, public schools must retain all assessment records, which includes records relating to tests and examinations of a student, until the year in which the student turns 25 years of age.

Information about this Act can be found on the Western Australian Legislation website on the [State Records Act 2000 page](https://www.legislation.wa.gov.au/legislation/statutes.nsf/main_mrtitle_924_homepage.html) (https://www.legislation.wa.gov.au/legislation/statutes.nsf/main_mrtitle_924_homepage.html).

The Department's policies can be found on [ikon](https://ikon.education.wa.edu.au) (<https://ikon.education.wa.edu.au>).

³ To be eligible for a WACE, students must demonstrate the minimum standard of literacy and numeracy.

Non-government schools

The *Records Retention & Disposal Schedule for Non-Government Schools – 2nd Edition* is available to purchase and download on the Australian Society of Archivists website on the [Publications page \(https://www.archivists.org.au/products/asa-publications/records-retention-schedule-non-government-school\)](https://www.archivists.org.au/products/asa-publications/records-retention-schedule-non-government-school).

Practice and example tests

For each component, schools must provide students who have never sat the test and who are eligible to do so, with an opportunity to become familiar with the test-delivery website functionality and the types of questions they can expect. Schools should also ensure that students who have previously sat a component's test are confident in using the test-delivery website.

The Authority has provided practice and example tests for each component for this purpose. No results are recorded, but students can get immediate feedback on selected responses in the reading and numeracy tests.

Practice tests

The practice tests enable students to become familiar with the test environment and for schools to check their IT set-up. They provide students with practice in using the test-delivery website functionality and experience in the types of questions they can expect in the reading, writing and numeracy tests.

The practice tests include:

- a set of 20 multiple-choice questions for reading
- a set of 20 multiple-choice questions for numeracy
- one writing prompt.

Students have 20 minutes to complete each practice test.

Schools can also use the practice tests to check that student devices meet the minimum system requirements for the OLN and the school's servers and infrastructure are set up correctly.

Example tests

Example tests in all components provide students, teachers and parents with the range of difficulty of the questions in each component and an indicative sample of the diversity of skills assessed. In addition, students have the opportunity to experience a complete timed test in the reading, writing and numeracy components.

The example tests include:

- a set of 45 multiple-choice questions for reading
- a set of 45 multiple-choice questions for numeracy
- one writing prompt.

Students have 50 minutes to complete the example reading and numeracy tests and 60 minutes to complete the example writing test.

Accessing the practice and example tests

The practice and example tests can be accessed at:

URL: <https://assess.scsa.wa.edu.au/>

Username: (4 digit SIRS school code only – do not include the ‘p’)

Password: prac14

Postponing the OLNA

Students with a language background other than English, or who have temporary disability, illness or short-term impediment to performance, may postpone sitting the OLNA tests. However, a student must demonstrate the minimum standard of literacy and numeracy to be eligible to achieve a WACE.

Students with a language background other than English

Students who have arrived from overseas, have a language background other than English and have been attending school in Australia for less than one year before the testing window, must be given the opportunity to sit the OLNA tests and demonstrate the minimum standard of literacy and numeracy to be eligible to achieve a WACE. These students may choose to defer sitting the OLNA tests until either they have been in Australia for 12 months or have entered mainstream schooling from an Intensive English Centre.

Students with temporary disability, illness or short-term impediment to performance

These students may postpone sitting the OLNA tests until the next round.

Students who are absent or unwell can sit the OLNA tests on another day within the testing window. Students who are absent for an extended time during the testing window must sit the OLNA tests in the next available testing window. See the table on page 7 for guidance on compulsory and non-compulsory OLNA sittings. It should be noted that eligible students who do not sit tests in the compulsory OLNA rounds may not be permitted to enrol in Foundation courses (see page 12).

Students with disability

Students with diagnosed disability, impairment, illness or impediment may require adjustment to the standard test conditions. Evidence of the diagnosis is required for approval of the adjustment. Specific information is provided on pages 18–25.

Home-educated students

Home-educated students can access the OLNA tests at:

- the Authority’s premises
- a site with a supervisor approved by the Authority, where supervision can be guaranteed if outside the metropolitan area
- a school.

All home-educated students should contact the OLN Helpdesk (see page 4) to discuss their arrangements.

Where these students are subsequently registered at a school and have neither prequalified through their NAPLAN Year 9 performance or achieved Category 3 through the OLN, they must sit the OLN at the first opportunity after their registration at a school.

Reporting on the standard for reading, writing and numeracy

Western Australian Statement of Student Achievement

The Authority reports on the demonstration of the standard for each component through a student's WASSA on completion of Year 12. The WASSA states whether the standard was demonstrated for reading, writing and numeracy.

Reporting to schools

The Authority provides reports to assist schools in:

- implementing the OLN
- reporting to parents
- identifying the skills required for students to demonstrate the standard in reading, writing and numeracy.

These reports are available through SIRS. Reports on student performance use three categories of achievement for each component:

Category 1: students who have not demonstrated the standard, i.e. proficiency in using a range of ACSF Level 3 skills in a component. These students have been identified as at risk of not demonstrating some of these skills before the end of Year 12 and therefore require specific learning interventions to enable the student to demonstrate the required standard. Individual student feedback identifies some of the skills students have not demonstrated in this component.

Category 2: students who have not yet demonstrated the standard, i.e. proficiency in using a range of ACSF Level 3 skills in a component. These students should be monitored and, where necessary, be provided with specific learning interventions to enable the student to demonstrate the required standard.

Category 3: students who have demonstrated the standard, i.e. proficiency in using a range of ACSF Level 3 skills in a component, either through the OLN or through their performance in NAPLAN Year 9.

The ACSF is available on the Department of Education, Skills and Employment website on the [Australian Core Skills Framework page \(https://www.dese.gov.au/skills-information-training-providers/australian-core-skills-framework/download-acsf\)](https://www.dese.gov.au/skills-information-training-providers/australian-core-skills-framework/download-acsf).

A number of reports have been specifically designed for students in Category 1 and Category 2. These reports detail the skills and understandings students found challenging. This assists schools in planning intervention strategies and student course enrolments in Years 11 and 12. Intervention strategies may include specific course selections, such as enrolling in Foundation courses (see

page 12). Diagnostic reports are not provided for students who have demonstrated the required standard for a component.

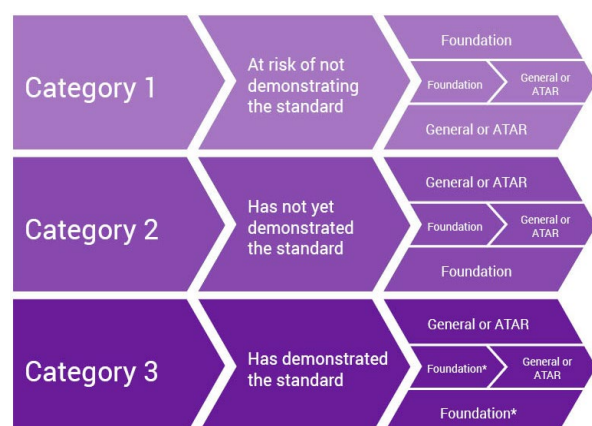
Table 4. List of OLNAs reports

Report name	Purpose	Content
OLNA Performance Overview	To provide schools with an overview of individual student performance in each component and assist with reporting to parents/carers.	Lists the current results in each component for individual students of the selected cohort.
OLNA Group Diagnostics – Category 1 and Category 2	To support improved achievement for students who have been unable to demonstrate the standard at this time.	Lists students who did not demonstrate the standard for each component, information about general concepts or skills assessed and percentage of students who answered the listed concepts or skills correctly.
OLNA Individual Student Diagnostics – Category 1 and Category 2	To support schools by providing feedback on individual students identified as requiring specific learning interventions.	Lists skills and understandings that challenged individual students. Should be used in conjunction with school-based assessments and observations when identifying areas requiring support and planning intervention strategies.
OLNA Individual Student Current Status	To support schools with reporting to parents on OLNAs performance.	Shows current performance in each component for individual students. It also lists any requirement for individual students to resit the assessment.
OLNA Student Accumulative Result	To support schools by identifying student progression through the categories of achievement in each component across Years 10–12.	Shows current and historical performance in each component for individual students.

Possible enrolment paths for students

The diagram below outlines each category and possible enrolment paths for students in Years 11 and 12.

Figure 1. Possible enrolment paths for students



*While students who achieve Category 3 are required to enrol in either General or ATAR courses, exemptions to enrol in or continue to enrol in Foundation courses may be permitted with approval from the Authority. See the *WACE Manual* found on the Authority website on the [WACE Manual page](https://www.scsa.wa.edu.au/publications/wace-manual) (<https://www.scsa.wa.edu.au/publications/wace-manual>) for details.

Foundation courses

Foundation courses are designed to assist students to demonstrate the minimum standard of literacy and numeracy to be eligible to achieve a WACE.

Foundation courses are divided into List A courses and List B courses.

List A courses

There are three List A courses:

- English Foundation – information can be found on the Authority website on the [English page \(https://senior-secondary.scsa.wa.edu.au/syllabus-and-support-materials/english/english2\)](https://senior-secondary.scsa.wa.edu.au/syllabus-and-support-materials/english/english2)
- English as an Additional Language or Dialect (EAL/D) Foundation – information can be found on the Authority website on the [English as an Additional Language or Dialect page \(https://senior-secondary.scsa.wa.edu.au/syllabus-and-support-materials/english/english-as-an-additional-language-or-dialect\)](https://senior-secondary.scsa.wa.edu.au/syllabus-and-support-materials/english/english-as-an-additional-language-or-dialect)
- Career and Enterprise Foundation – information can be found on the Authority website on the [Career and Enterprise page \(https://senior-secondary.scsa.wa.edu.au/syllabus-and-support-materials/humanities-and-social-sciences/career-and-enterprise\)](https://senior-secondary.scsa.wa.edu.au/syllabus-and-support-materials/humanities-and-social-sciences/career-and-enterprise).

Enrolment in these courses is for students who have sat the reading and writing components and are in Category 1 or Category 2 in reading and/or writing. These students have not achieved Category 3 in both reading and writing.

List B courses

There are three List B courses:

- Mathematics Foundation – information can be found on the Authority website on the [Mathematics Foundation page \(https://senior-secondary.scsa.wa.edu.au/syllabus-and-support-materials/mathematics/mathematics-foundation\)](https://senior-secondary.scsa.wa.edu.au/syllabus-and-support-materials/mathematics/mathematics-foundation)
- Applied Information Technology Foundation – information can be found on the Authority website on the [Applied Information Technology page \(https://senior-secondary.scsa.wa.edu.au/syllabus-and-support-materials/technologies/applied-information-technology\)](https://senior-secondary.scsa.wa.edu.au/syllabus-and-support-materials/technologies/applied-information-technology)
- Health, Physical and Outdoor Education Foundation – information can be found on the Authority website on the [Health and Physical Education page \(https://senior-secondary.scsa.wa.edu.au/syllabus-and-support-materials/health-and-physical-education\)](https://senior-secondary.scsa.wa.edu.au/syllabus-and-support-materials/health-and-physical-education).

Enrolment in these courses is for students who are in Category 1 or Category 2 in reading, writing or numeracy. These students have not achieved Category 3 in reading, writing and/or numeracy.

Details of eligibility requirements, including exemptions, are available through schools and the *WACE Manual* found on the Authority website on the [WACE Manual page \(https://senior-secondary.scsa.wa.edu.au/further-resources/wace-manual\)](https://senior-secondary.scsa.wa.edu.au/further-resources/wace-manual). The Authority recommends that students and their parents/carers discuss all course selection and enrolment decisions with their school.

General and ATAR courses

Further information about General and/or ATAR courses can be found on the Authority website on the [Years 11 and 12 page \(http://senior-secondary.scsa.wa.edu.au/\)](http://senior-secondary.scsa.wa.edu.au/).

OLNA Educator Code of Conduct and OLNA Student Agreement

The integrity of the OLNA relies on a shared commitment to delivering fair and equitable high-quality tests. School principals, coordinators, supervisors and teachers must ensure that the OLNA is administered in accordance with the principles and values of the *OLNA Educator Code of Conduct* (see Appendix 1). Students are required to accept the *OLNA Student Agreement* (see Appendix 2) before logging in to an OLNA test.

Breaches of the OLNA Educator Code of Conduct or the OLNA Student Agreement

It is essential that breaches of the *OLNA Educator Code of Conduct* or the *OLNA Student Agreement* are identified promptly and addressed transparently.

Breaches are categorised as educator breaches or student breaches. Characteristics of both breaches are outlined below.

Educator breach

Educator actions constitute a breach when they:

- act with intent to obtain an unfair advantage (whether on behalf of a student, or a cohort of students, or a school)
- affect security of the OLNA in a manner that has the potential to compromise the integrity of its results (this includes copying and/or publishing questions)
- do not ensure compliance with agreed protocols (e.g. using ineffective or dishonest practices).

Student breach

Student actions constitute a breach when they:

- leave the test-delivery website during a test session
- transcribe, record, copy or transmit any test materials or responses
- use unauthorised materials during a test session
- use anonymiser technology, such as a VPN or Tor
- talk to and/or disrupt other students during a test session
- act in a way intended to cause them to gain an unfair advantage
- act in a way intended to unfairly affect the results of another student
- do not follow instructions during a test session.

Lodging breaches

Allegations of breaches of the *OLNA Educator Code of Conduct* or the *OLNA Student Agreement* must be lodged by emailing the OLNA Helpdesk (see page 4).

Deadlines for lodging breaches with the Authority

Deadlines for lodging breaches vary according to the type of breach. As the OLNA is implemented twice in a calendar year, lodgement and resolution of student breaches must be prompt so as to not affect students' future opportunities.

- Lodgement of an alleged **educator breach must be** within two years of occurrence.
- Lodgement of an alleged **student breach** must be no later than two weeks after the testing window has closed.
- **Appeal of committee decision** must be eight calendar days from notification of the decision and before the next OLNA round.

Managing breaches

The Authority is supported in managing breaches by the School Curriculum and Standards Division (SCS).

There are three stages for managing breaches: preliminary assessment, investigation and decision-making.

Preliminary assessment

When an alleged breach is lodged, the Authority will conduct a preliminary assessment.

The purpose of the assessment is to determine whether an allegation has face validity and to determine the breach type to ensure subsequent processes are managed by the appropriate controlling bodies.

Face validity An allegation has face validity when the incident described appears to breach the *OLNA Educator Code of Conduct* or the *OLNA Student Agreement*.

Type of breach Either an educator breach or a student breach.

Controlling body

Educator breaches are managed by the relevant controlling body. Controlling bodies may include, but are not limited to:

- the Authority
- the Department of Education (the Department)
- Catholic Education Western Australia (CEWA)
- the governing body of an independent school
- the Teacher Registration Board of Western Australia (TRBWA).

Controlling bodies, other than the Authority, follow processes specific to that body. All appeals are managed by the controlling body.

Student breaches are managed by the Authority. In instances where the alleged breach comprises of an educator breach and a student breach, information is separated according to type and only relevant information pertaining to respective categories is referred to appropriate controlling bodies.

Controlling bodies, other than the Authority, provide the Authority with the outcome of their investigation and decisions. As recommended by the controlling body, the Authority may apply a penalty to a student's or students' results.

Investigation and decision-making: the Authority as the controlling body

The Authority's management of the investigation and decision-making processes is underpinned by the principles of procedural fairness.

The Authority's Online Literacy and Numeracy Assessment (OLNA) Breaches Committee manages investigations and decision-making processes in a manner suitable for the specific needs and complexity of the alleged breach.

Membership of the committee includes:

- a Chairperson nominated by the Executive Director – SCS
- a non-government secondary principal appointed by the Executive Director – SCS
- a government secondary principal appointed by the Executive Director – SCS
- the Principal Consultant – Online Assessment and Measurement (Executive Officer) – non-voting.

In instances where assistance is required with the investigation, the standards of conduct and integrity by person(s) appointed by the Authority are in accordance with Section 9(a) of the *Public Sector Management Act 1994*.

The alleged breach can be dismissed by the committee, if the findings reveal the alleged breach is frivolous, vexatious or unfounded.

A letter is sent to the student involved and, where necessary, their school principal outlining the decision and the appeal process and the parties are given eight calendar days to appeal the decision.

When appropriate, the committee applies a penalty.

Appeal

The following appeals process can only be applied when the Authority functions as the controlling body for the management of a student breach. Appeals against decisions made by controlling bodies independent of the Authority must follow the appeals process applicable to that controlling body.

The Authority will consider an appeal only when the appellant has grounds for believing that one or more of the following occurred, affecting the decision:

- the Authority's investigation into the breach did not conform to the principles of procedural fairness
- the standards of conduct and integrity by person(s) appointed by the Authority were not in accordance with Section 9(a) of the *Public Sector Management Act 1994*.

The Authority appoints an appeals investigator to investigate the appeal. The appeals investigator reports to an Appeals Committee. Membership of the Appeals Committee includes:

- a person external to the SCS (who acts as Chairperson) nominated by the Executive Director – SCS
- a non-government school representative endorsed by the Executive Director – SCS
- a Department of Education representative endorsed by the Executive Director – SCS
- the Principal Consultant – Online Assessment and Measurement (Executive Officer) – non-voting.

The Executive Director – SCS endorses the outcome of the Appeals Committee's decision.

Adjustments

Subject to satisfying the requirements outlined below, the Authority allows adjustments for students with disability and EAL/D students.

Evidence used in determining an adjustment for the OLNA must be retained as per the relevant legislation and/or policies for each system/sector.

Students with disability

The Authority recognises that access to the OLNA tests for students diagnosed with severe disability, impairment or a medical condition could be significantly affected and may require adjustment to the standard conditions to enable access to a test. Current evidence of the diagnosis and the severity of disability is required for approval of the adjustment.

Adjustments are made to enable access to the OLNA tests on an equivalent basis to students without disability, impairment or a medical condition.

Principals are authorised to determine and implement adjustments fairly. The purpose of this section is to provide guidance to principals to determine and implement adjustments appropriately and equitably. There are many students with some form of disability or medical condition who will not need any adjustment to access an OLNA test.

Disability Discrimination Act 1992 and Disability Standards for Education 2005

The *Disability Standards for Education 2005* (the Standards) provide a framework to ensure that students with disability are able to access and participate in education on the same basis as other students and outline the obligations of education providers under the *Disability Discrimination Act 1992*.

The Standards outline legal obligations and responsibilities of educational authorities and education providers. Key to meeting obligations and ensuring maximum participation in the timed assessment is making reasonable adjustments where necessary for students with disability.

The term 'reasonable adjustment' is described in Section 3.4 of the Standards as a measure or action taken to assist a student with disability to participate in education on the same basis as other students. An adjustment is reasonable if it achieves this purpose while taking into account the student's learning needs and balancing the interests of all parties affected, including those of the student with disability, the education provider, staff and other students.

The following information is intended to assist decision-making for determining reasonable adjustments for students with disability and should be considered in conjunction with the *Disability Discrimination Act 1992* and the Standards.

Consider the purpose of the OLNA

The OLNA is designed to enable students to demonstrate, in an online environment, the minimum standard in each component as required to become eligible for achievement of a WACE. This

minimum standard represents the skills needed to meet the demands of everyday life and work. Reasonable adjustments to enable students to accurately demonstrate their skills may be approved.

Adjustments for handwritten assessments may not be appropriate for online assessments. Adjustments are not appropriate if they compromise a student's ability to demonstrate the standard being assessed.

Consider the views of the student

Before making an adjustment, the principal must discuss with the student (or parents/guardians/carers):

- whether the adjustment is reasonable
- the extent to which the adjustment would enable participation in the OLNA test on the same basis as a student without disability
- whether there is any other reasonable adjustment that would be less disruptive and intrusive and no less beneficial for the student.

Consider the disability

Adjustments may be considered only for students who have a current diagnosis from a relevant specialised medical professional that effectively states that the student's disability diminishes test accessibility and that the provision of a specific adjustment would restore test accessibility for that student, so long as that adjustment is permissible for the OLNA component in question.

Schools should consider the evidence available to determine the appropriateness of the adjustment required. A detailed assessment, which might include an independent assessment completed by an appropriately qualified expert, may be required to determine what adjustments are necessary for a student. Adjustments may not be required for a student with disability in some circumstances.

Examples of evidence, in addition to a diagnosis, could include:

- health reports
- reading and/or writing standardised test scores
- adjustments regularly used for school-based assessments.

The adjustment considered must be in the context of each test. The following items are important to remember when considering the implementation of adjustments in Authority-managed timed tests:

- Adjustments should enable students with disability to access the tests. Adjustments may be different for different tests for a given student. Adjustments should be at the lowest level needed to allow access to a test. A student may have access to more than one adjustment in any one test only when multiple disabilities with a different impact are being accommodated, or when the substitution of a higher form of support (such as working time) instead of a lower level of support (such as rest breaks) does not allow sufficient access.
- When providing adjustments, the purpose and integrity of the test and its protocols for administration should be maintained. For example, reading the stimulus material and/or questions to a student during the reading test is not appropriate or permitted, even if this is what usually happens for the student.

- Adjustments should generally reflect the kind of support and assistance provided in the classroom for assessment activities in order for students to demonstrate what they know and can do.
- The requirement for extra time to work will need to be considered separately for each of the tests, taking into account the nature of the work required in each of the timed tests.

Temporary disability

Where a temporary injury has been sustained prior to the test and impacts on the student's ability to access the tests independently, the school may make appropriate disability adjustments.

A scribe is not permitted for students who have a temporary injury (such as a broken arm) at the time of the writing test.

A doctor's certificate may be requested to support an application for adjustments for a student with a temporary injury. It is not appropriate to request adjustments where these are not warranted by the nature of the injury.

Learning disorder diagnosis

The Authority requires a diagnosis of a learning disorder that uses the DSM-5⁴ criteria. These criteria specify that specific learning disorders with impairment in reading (dyslexia), and/or impairment in writing (dysgraphia) or specific learning disorders with impairment in mathematics (dyscalculia) are diagnosed through a clinical review of an individual's developmental, mental, educational and family history, reports of test scores and teacher observations and response to academic intervention.⁵ A psychologist is best placed to undertake this assessment.

A diagnosis of dyslexia or any other specific learning disability cannot be made by someone who assesses vision, hearing, movement or any other skill in isolation.

Consider the online format

As the OLNA is conducted online, consideration of the test-delivery website functionality and capabilities must be considered before approving an adjustment.

The online format:

- allows adjustment of font size, colour and contrast
- provides access to a keyboard or touchscreen (adjustments, such as a scribe or extra time to write for students with a fine motor disability are unlikely to be necessary).

Types of adjustments for disability

To assist schools and parents, the Authority has developed the *Guidelines for disability adjustments for timed assessments* found on the Authority website on the [Disability Adjustment Guidelines page \(https://senior-secondary.scsa.wa.edu.au/assessment/disability-adjustment-guidelines\)](https://senior-secondary.scsa.wa.edu.au/assessment/disability-adjustment-guidelines).

⁴ Diagnostic and statistical manual of mental disorders Version 5

⁵ DSF Understanding Learning Difficulties: A practical guide page 16

The following are types of adjustments requiring approval. Schools must enter any of the adjustments requiring Authority approval into the OLNADashboard by the date specified in the *Checklist for principals* (see Appendix 5).

Table 5. Adjustments for the OLNADashboard

Adjustment				Required approvals	
	Type	Sub-type	Notes	Principal	Authority
1	rest breaks		<ul style="list-style-type: none"> through the provision of a pause button the test will only pause for a set amount of time (schools need to request the appropriate time) 	Yes	Yes
2	extra time to work			Yes	Yes
3	extra time at student's discretion			Yes	Yes
4a	special formats	alternate images	high quality/vector images	Yes	Yes
4a		braille	paper-based	Yes	Yes
4c		coloured backgrounds	three colours: light blue, light yellow and green	Yes	Yes
5a	support person	scribe		Yes	Yes
5b		general		Yes	No
6	oral/sign support			Yes	No
7	modification to environment		e.g. separate supervision, special furniture, lighting	Yes	No
8	access to medication		e.g. diabetic support	Yes	No

1. Rest breaks through the provision of a pause function

Rest breaks are appropriate when a student is physically or psychologically incapable of completing a test in the continuous period specified for that component. Breaks are usually up to five minutes per 30 minutes of test time.

The effectiveness of rest breaks will generally be evident from the student's use of that adjustment in classwork and internal assessment tasks of a similar length to the OLNADashboard test. It should be clear to teachers that the student is more focused, alert or productive after taking a rest break.

The platform will monitor the amount of time used for rest breaks and will automatically restart the test once the allocated rest time has passed. In addition to requesting a pause break, schools will need to select the length of the requested rest time in the new field in the OLNADashboard. Students may use the allocated rest time as one break or as multiple small breaks. Students approved for this adjustment may take a rest break at times of their choosing. The test will be adjusted for these students to include a pause function. The pause function will enable students to pause and resume the test to allow for rest breaks at required intervals. As this adjustment does not affect the overall working time for the test, students are not permitted to work on test questions

during rest breaks. Once a student uses all of the time allocated for rest breaks, the test will resume and cannot be paused again.

2. Extra time to work

Extra time to work is appropriate for a student:

- who has a current diagnosis from a specialised medical professional which effectively states the student's disability diminishes test accessibility, and that the provision of this specific adjustment would restore test accessibility for that student
- with physical disability that significantly inhibits their use of a keyboard or touchscreen
- with vision impairment for whom standard screen adjustments will not provide reasonable access
- who is working with a scribe or support person.

The Authority will adjust the maximum amount of time allowed for approved students to complete the test to include the extra time. Generally, it is recommended that no more than five minutes of extra time per 30 minutes of test time be provided. However, in some cases, up to an additional 15 minutes per 30 minutes of test time may be provided.

3. Extra time at student's discretion

Extra time to use at a student's discretion is appropriate for a student with a complex medical condition that requires constant management, or multiple conditions that inhibit their ability to complete a task at the expected rate. This is used instead of extra time to work, as well as rest breaks.

4. Special formats

Alternate images (high quality/vector images/high contrast) – online

Students with vision impairment, who are unable to adjust to the online environment with suitable modifications, may be supported by the use of alternate images. These images are typically vector images, which retain their quality when increased in size. These images are also typically high contrast.

Braille assessment – paper

Students with vision impairment who are unable to adjust the online format sufficiently to access the test can be provided with a test in braille format. Principals must advise the Authority of this need **at least** four months before the scheduled OLNA round.

Coloured backgrounds – online

Students with vision impairment, who are unable to adjust to the online environment with suitable modifications, may be supported by the use of different coloured backgrounds. The student may select from the range of colour themes as required during the tests.

5. Support person

A support person can be used for the OLNA reading and numeracy tests. A support person is not allowed for the writing test because a scribe is the appropriate equivalent adjustment.

A support person may be a teacher or person officially engaged by the school to assist students with disability to access the OLNA by navigating the online environment and/or selecting responses to multiple-choice questions in the reading and/or numeracy tests as indicated by the student.

A support person can only read aloud those elements of the test that can be read to all students.

Parents or family members are not permitted to be used as a support person, unless regularly employed by the school in the capacity of a support person.

Scribe

The assistance of a scribe enables the student to access the writing test and should not enhance the student's performance. Scribes are only appropriate for students with disability if using a scribe is regular literacy assessment practice and where other adjustments are not sufficient or available. Lack of familiarity with computers or poor keyboarding skills is not sufficient justification for the use of a scribe. Where appropriate, students should be encouraged to undertake the tests independently of a scribe using alternative adjustments, such as extra time and/or rest breaks. In order to ensure consistency in the use of scribes and to ensure that the results are not compromised, prior written permission to use a scribe must be sought and given by the Authority.

A scribe may be provided in the writing test for a student with disability who meets all of the following criteria:

- has significant difficulty with the physical act of typing due to disability (this does not refer to a student's difficulty processing what they want to type) or lacks fine motor control due to disability, or experiences excessive fatigue of hands or upper limbs due to disability
- regularly works with a scribe in the classroom
- would be unable to access the writing test using any of the other adjustments available.

The person appointed as a scribe must:

- have experience as a scribe
- be an adult
- not be related to the student
- comply with the *OLNA Educator Code of Conduct* (see Appendix 1) and the procedure for providing scribe assistance.

Ideally, the scribe should be familiar with the student and be regularly engaged by the school to provide scribe assistance to the student.

Scribes must read and comply with the requirements and procedures described in the *Information for scribing* (see Appendix 9).

6. Oral/sign support

The principal may approve oral/sign support. Supervisor instructions may need to be given in writing.

7. Modification to the physical environment

Separate supervision, special furniture, lighting or other conditions in the physical environment may be provided.

8. Access to medication

Access to medication or diabetic support can be provided.

English as an Additional Language or Dialect students

Extra time to complete the OLNAs for Year 12 ATAR EAL/D students

Students who are registered as **eligible** to be enrolled in Year 12 ATAR English as an Additional Language or Dialect (EAL/D) will automatically be granted an extra 10 minutes to complete the OLNAs reading, writing and numeracy tests.

Students must complete and submit an online eligibility application for Year 12 ATAR EAL/D by the deadline published in the *Activities Schedule* in order to be approved in time for the relevant OLNAs testing window.

Instructions about how to check the eligibility status of a student once an application has been submitted can be found on the Authority website on the [English as an Additional Language or Dialect course page \(https://senior-secondary.scsa.wa.edu.au/syllabus-and-support-materials/english/english-as-an-additional-language-or-dialect\)](https://senior-secondary.scsa.wa.edu.au/syllabus-and-support-materials/english/english-as-an-additional-language-or-dialect).

Extra time to complete the OLNAs for EAL/D students

A student who has EAL/D eligibility approval from the teacher and school principal for enrolment in General or Foundation EAL/D, can be allocated an extra 10 minutes to complete the OLNAs reading, writing and numeracy tests. Schools may wish to consider which Aboriginal and Torres Strait Islander students may be eligible for this adjustment by reviewing the eligibility requirements found on the [EAL/D course page \(https://senior-secondary.scsa.wa.edu.au/syllabus-and-support-materials/english/english-as-an-additional-language-or-dialect\)](https://senior-secondary.scsa.wa.edu.au/syllabus-and-support-materials/english/english-as-an-additional-language-or-dialect).

For a student to be approved for enrolment in General and Foundation EAL/D, the school must complete and retain the required documentation (*Form for eligibility for enrolment in Year 12 General and Foundation English as an Additional Language or Dialect (EAL/D) and for extra time to complete the OLNAs*) along with supporting evidence.

Once the required documentation is completed, the principal (or their representative) needs to notify the Authority of the allocation of an extra 10 minutes to complete each component of the OLNAs through the OLNAs Dashboard.

The time adjustment will be applied to all OLNAs tests completed by the student in that calendar year, therefore, this process needs to be repeated every calendar year that the student is sitting the OLNAs. Schools must advise the Authority of any student needing time adjustments by the deadline published in the *Activities Schedule*.

Further information about EAL/D eligibility can be found on the Authority website on the [EAL/D course page \(https://senior-secondary.scsa.wa.edu.au/syllabus-and-support-materials/english/english-as-an-additional-language-or-dialect\)](https://senior-secondary.scsa.wa.edu.au/syllabus-and-support-materials/english/english-as-an-additional-language-or-dialect).

Requests for adjustments

Schools must ensure that requests for adjustments, other than for Year 12 ATAR EAL/D students, requiring approval by the Authority (i.e. rest breaks, extra time, extra time at the student's discretion and special formats) have been entered into the OLNA Dashboard by the date specified in the *Activities Schedule*.

Schools will be provided with a list of students whose requested adjustments have not been approved. Approved adjustments will be available in reports; LAN001 and LAN002 (see Appendix 10).

Adjustments approved in the March round do not need to be entered into the OLNA Dashboard in the September round (the system will do this automatically). New students or requests to change adjustments will need to be entered by schools into the OLNA Dashboard.

Late applications cannot be accepted due to the programming required to accommodate the needs of students with approved adjustments. Students needing adjustments who have not been registered by the due date will need to sit the test in the next round. Alternatively, students may choose to sit the test under standard conditions in the current round and apply for adjustments for the next round if the required proficiency of skills for the component has not been demonstrated.

Documentation of decisions and adjustments actioned

Principals must document all adjustment arrangements and keep a record for audit purposes. Where it is deemed by the Authority that a student has been provided with adjustments without sufficient evidence of need and that the student has been advantaged by this action, any assessment results may be invalidated and the student may be required to resit the test without the adjustment.

Role of the principal

Principals are responsible for the proper administration of the OLNA tests. The *Checklist for principals* (see Appendix 5) specifies the relevant activities and dates.

Principals are required to complete the *OLNA Declaration Form* (see Appendix 3) and email it to the OLNA Helpdesk prior to each round of the OLNA. In small schools, principals may also be required to take on the roles of OLNA coordinator and/or supervisor. Refer to the relevant sections of this handbook and/or the *OLNA Supervisor's Handbook 2022*.

Role of the coordinator

The *Checklist for OLNA coordinators* (see Appendix 6) specifies the activities and dates relevant to this role.

OLNA Dashboard

Schools can use the OLNA Dashboard to:

- request and record adjustments
- record participation status, such as abandonment and non-attempts
- record test incidents; contact the OLNA Helpdesk (see page 4) immediately if an incident prevents a student from sitting or completing an OLNA test.

Schools can access the OLNA Dashboard at <https://assess.scsa.wa.edu.au/admin>.

- Username: emailed to principals and OLNA school contacts at the start of the term in which the test window occurs.
- Password: emailed to principals and OLNA school contacts at the start of the term in which the test window occurs.

Instructions for using the OLNA Dashboard are available in the *OLNA Dashboard User Guide 2022*, which can be found on the Authority website on the [OLNA Schools page \(https://senior-secondary.scsa.wa.edu.au/assessment/olna/schools\)](https://senior-secondary.scsa.wa.edu.au/assessment/olna/schools).

Using the Student Information Record System

Schools can use SIRS to support the administration of the OLNA. The following reports provide information about student eligibility and performance.

Table 6. OLNA reports in SIRS

Report name	Description
LAN001 – OLNA Student List	Lists students eligible to sit each OLNA component.
LAN002 – OLNA Student Log-in Details	Login details for students eligible to sit each OLNA test (available one week before each round).
LAN003 – OLNA Performance Overview	Lists the current results in each OLNA component for all students of the selected cohort.
LAN004 – OLNA Group Diagnostics	Includes diagnostics for the group of students achieving a Category 1 or 2 result in the selected component.
LAN005 – OLNA Individual Diagnostics	Includes individual diagnostics for students achieving a Category 1 or 2 result in the selected component.
LAN006 – OLNA Student Report	Includes current performance in each OLNA component for individual students. It also lists the requirement for individual students who have not demonstrated the standard in at least one component to resit the test in the next available round.

Report name	Description
LAN007 – OLNAs Expected Student List for March	Lists students expected to be eligible to sit the OLNAs tests in March round of the following year. This report is available only from the start of November until the end of the year.
LAN011 – OLNAs Student Accumulative Result	Provides the performance progression of registered students from their first attempt to the most recent round.

Note: a login and password is required to access these reports in [SIRS \(https://sirs.scsa.wa.edu.au\)](https://sirs.scsa.wa.edu.au).

Preparation for the assessment

Scheduling

All tests are only available from 8.00 am to 4.00 pm (AWST).

The writing test is available during three days of the testing window. This is to expedite the marking process and to maintain test security.

Schools can schedule the reading and numeracy tests separately on any weekday during the testing window.

Coordinators must:

- ensure that all test sessions start and finish between 8.00 am and 4.00 pm (AWST). Students who are still sitting any OLNAs test after 4.00 pm (AWST) and experience technical difficulties are likely to lose some or all of their responses. It is highly recommended that schools allow extra time in addition to the test time and administration time when planning test sessions
- arrange for the booking of room/s with sufficient networked devices for the number of students scheduled to sit the test
- decide if students are permitted to use a personal iPad® or Android® tablet to complete the test
- communicate all test scheduling information to supervisors
- meet with supervisors to:
 - arrange where and when the test sessions will be held
 - determine the duration and organisation of breaks between test sessions
 - discuss organisational procedures required during the test
 - establish procedures for handling emergencies and problem situations
 - establish procedures to be followed when a relief teacher administers the test
 - discuss arrangements for students who have been granted adjustments
 - organise modes of communication to manage difficulties, if they arise, including:
 - a mobile phone (on silent) in the test room along with important contact numbers, including the OLNAs Helpdesk (see page 4), is essential
 - a runner being available – a student who is not sitting the OLNAs, but who can be available to run messages to and from the test room
- ensure the supervisor has a device that monitors time, such as a watch, timer or a room clock with a minute and second hand so progress can be monitored and managed to ensure that students who need to take a break (as per disability provisions), or students who experience

technical delays during the test, receive their full allotment of time (those students who qualify for extra time will have an adjusted total on the timer for their test)

- ensure students' login details sheets are provided to the supervisor to issue to students upon entering the test room
- ensure the *OLNA Student List* is provided to supervisors to record attendance and observations during the test
- develop a plan for dealing with students who arrive late to the test room so they do not disturb others
- identify a supervised break room or alternative location where students who are experiencing difficulties (e.g. asthma) or who are misbehaving can be taken
- ensure the school IT support person's phone number and location is on hand in case software, hardware or network problems arise. It is recommended that this person be in the test room when the first test occurs and then available during future test times
- arrange for a buddy teacher, education assistant or other adult support person to be on standby to escort students to and from the test room
- ensure all students have internet access permissions
- ensure students have been provided with an opportunity to become familiar with the test-delivery website functionality and the types of questions they can expect by sitting relevant components of either the practice or example tests
- ensure all eligible students sit the relevant tests
- ensure all students are advised of their test information (see below).

Student information

The *OLNA Information for Students* sheet (see Appendix 4), informing students of the date, time and location of their test/s, must be completed, printed and handed to students one week before the testing window. The *OLNA Information for Students* sheet must **not** contain students' login details.

Students must keep this information sheet to keep track of their test schedule. However, it is essential that coordinators keep their own schedules and student lists to help students who have misplaced their information sheets. The OLNA Dashboard enables a school to view who has sat a test and who has not.

Management of usernames, passwords and student lists

All *OLNA Student Log-in Details* sheets and a complete *OLNA Student List* for each component will be available in SIRS. These lists must be kept secure at all times.

Student supervision

Schools are responsible for effective supervision of all students. A supervisor must be registered with the TRBWA. Further information is provided in the Role of the supervisor section of this handbook. Coordinators must provide each supervisor with a copy of the *OLNA Supervisor's Handbook 2022*, which details the requirements of the supervisor. Supervisors must also be provided with access to a copy of the *OLNA Handbook 2022*.

Checking device requirements

The OLNA test-delivery website can be accessed using most common devices and their browsers. Desktop computers, laptops and iPads are all supported. The OLNA is designed for Windows®, Apple® and Linux devices. The following browsers are recommended: Chrome® 78+, Firefox® 68+, Internet Explorer® 11+, Safari® 9+ and Opera Next 62+.

All devices need to have:

- an active internet connection (the tests will not run offline)
- JavaScript® enabled
- screen resolution set to a minimum 1024x768 pixels (lower resolutions, such as found on notebooks with smaller screens, will result in the introduction of scroll bars)
- all keyboard settings, such as predictive text, grammar and spell-checking functionality turned off (see Section 1: System and device set-up in the *OLNA Test-Delivery Website User Guide 2022* for the complete list).

The OLNA coordinator, OLNA supervisor and IT support person must familiarise themselves with the *OLNA Test-Delivery Website User Guide 2022* before the testing window. The guide provides critical information about accessing and using the test-delivery website. It also includes solutions to potential issues.

Schools must ensure that the *Requirements check* web page is **checked** and the *Technical readiness test* is **run** on a sample of all devices intended for use by students (using student access permissions). This check, outlined in the *OLNA Test-Delivery Website User Guide 2022*, is to ensure that all devices meet the minimum requirements to run the test-delivery website.

Important technical note about bandwidth and wireless connections

One of the critical factors in implementing the OLNA is ensuring there is sufficient bandwidth available during scheduled tests.

All schools need to ensure that internet usage by other classes during the testing window is minimised, particularly websites that use high amounts of bandwidth, such as streaming media, e.g. Netflix® and YouTube®. This may require rebalancing bandwidth allocation to prioritise the OLNA or a complete quarantine of bandwidth.

The Authority recommends schools notify students not involved in the OLNA to avoid connecting their personal devices to the school wireless network during the test sessions.

The Department recommends public schools limit the maximum number of devices connected to a single wireless access point (WAP) for mission critical periods (such as the OLNA) to 20 devices per session. Schools with high density WAP may be able to connect more devices.

Private schools planning to use wireless internet during the OLNA must determine the maximum number of devices that can be logged into a WAP simultaneously before signal degradation occurs. This can be done using the practice or example test.

If a school's wireless network is known to have connectivity issues, the Authority strongly recommends avoiding the use of wireless internet and scheduling the tests to be completed in wired computer labs where it is known that sufficient bandwidth is available.

An outcome of the failure to manage bandwidth during the OLNA is **probable loss of student responses** during test submission and a **requirement for the student to resit the test**. The Authority may not be able to recover incomplete student responses where a school has not managed its bandwidth appropriately.

Important information for public (Department of Education) schools

Public school IT support staff must ensure the following domains are white listed in the School Internet Gateway (SIG) on the appropriate internet access groups.

Domains whitelist:

- assess.scsa.wa.edu.au
- am.sonet.com.au
- cdn.sonet.com.au
- s3-ap-southeast-2.amazonaws.com
- s3.amazonaws.com
- ssl.google-analytics.com

Details on managing your SIG can be found on [ikon \(https://ikon.education.wa.edu.au/-/use-and-customise-the-school-internet-gateway/1.0\)](https://ikon.education.wa.edu.au/-/use-and-customise-the-school-internet-gateway/1.0).

On test days

Coordinators must provide supervisors with the *OLNA Student Log-in Details* sheets and the *OLNA Student List* before the start of each test session.

Coordinators must provide each supervisor with a copy of the *OLNA Supervisor's Handbook 2022*, which details the requirements of the supervisor. During each test session, supervisors must record student attendance and write detailed notes of any issues that arise, e.g. technical difficulties and/or alleged breaches of the *OLNA Student Agreement*. These must be recorded on the *OLNA Student List* or in the OLNA Dashboard.

Coordinators must contact the OLNA Helpdesk (see page 4) immediately to report breaches of the *OLNA Educator Code of Conduct* or the *OLNA Student Agreement* or any actions that undermine assessment security or integrity.

Technical support

Coordinators must inform supervisors that they must attempt to resolve technical issues with their school IT support person. Bandwidth use by other classes during the test sessions must be minimised and any network or hardware maintenance must be scheduled outside of the testing window.

The *OLNA Test-Delivery Website User Guide 2022* and the *OLNA Supervisor's Handbook 2022* contain a list of frequently asked questions and solutions to potential issues. If there are any urgent issues

that cannot be resolved by the school IT support person, call the OLN A Helpdesk (see page 4) or email with the subject title 'SchoolCode_techsupport'.

To ensure that the IT issue is resolved promptly, the following information must be prepared by the school before contacting the OLN A Helpdesk:

- a detailed description of the problem
- the extent of the problem
- school and student details (school code, names, student numbers)
- the date and time of the problem
- a screenshot of the device results from the [OLN A Requirements page](https://assess.scsa.wa.edu.au/requirements) (<https://assess.scsa.wa.edu.au/requirements>)
- screenshots of the device's details, as generated using [About My Browser](https://aboutmybrowser.com) (<https://aboutmybrowser.com>)
- the best contact phone number and email address.

Student misadventures and technical difficulties

If a student is absent, experiences misadventure or illness, or technical difficulty **before** logging into the test-delivery website, schools should reschedule the test for the student to a later time in the testing window without contacting the OLN A Helpdesk for a new password.

If a student becomes ill, experiences an unsolvable technical difficulty or any other problem that prevents them from completing the test (i.e. during the test session), coordinators must contact the OLN A Helpdesk (see page 4) with the subject title 'SchoolCode_Reschedule' to request further advice. Supervisors must record on the *OLN A Student List* (or in the OLN A Dashboard) all misadventures and technical issues experienced by students during test sessions. Where appropriate, it is critical that precise question numbers are included.

Reporting to the Authority

Schools should collate all completed *OLN A Student Lists* after test sessions, and record student participation status or test incidents in the OLN A Dashboard.

The OLN A Helpdesk (see page 4) should be advised immediately about any incident that prevented a student from completing a test. If a school has any doubt, particularly for Year 12 students, then they should contact the OLN A Helpdesk as soon as possible.

The Authority will review and record details provided in the OLN A Dashboard and information provided to the OLN A Helpdesk. The information may be used to determine:

- if, in the event of technical issues, there is sufficient evidence in student performance to warrant a student being moved from Category 1 to Category 2 or from Category 2 to Category 3
- eligibility for Foundation courses.

Links to additional support documents and websites

- [ACSF](https://www.dese.gov.au/skills-information-training-providers/australian-core-skills-framework) (<https://www.dese.gov.au/skills-information-training-providers/australian-core-skills-framework>)

- The Authority website:
 - [WACE Requirements page \(http://senior-secondary.scsa.wa.edu.au/the-wace/wace-requirements\)](http://senior-secondary.scsa.wa.edu.au/the-wace/wace-requirements)
 - [OLNA page \(http://senior-secondary.scsa.wa.edu.au/assessment/olna\)](http://senior-secondary.scsa.wa.edu.au/assessment/olna)
 - [Activities Schedule page \(http://www.scsa.wa.edu.au/publications/activities-schedule\)](http://www.scsa.wa.edu.au/publications/activities-schedule)
- [OLNA Requirements page – system check \(https://assess.scsa.wa.edu.au/requirements\)](https://assess.scsa.wa.edu.au/requirements)
- [Practice and example tests \(https://assess.scsa.wa.edu.au/\)](https://assess.scsa.wa.edu.au/)
 - Username: (4 digit SIRS school code only – do not include the ‘p’)
 - Password: prac14
- [OLNA Dashboard \(https://assess.scsa.wa.edu.au/admin\)](https://assess.scsa.wa.edu.au/admin).

Role of the supervisor

The *OLNA Supervisor's Handbook 2022*, found on the Authority website on the [OLNA Schools page \(https://senior-secondary.scsa.wa.edu.au/assessment/olna/schools\)](https://senior-secondary.scsa.wa.edu.au/assessment/olna/schools), is specifically designed for supervisors. It has information, administration scripts for the OLNA components, activities and dates relevant to this role.

Supervisors include anyone who is present in the test session and is not sitting the test.

A *Checklist for OLNA supervisors* has been provided in Appendix 7 and the administration scripts have been provided in Appendix 8.

Preparation

In the weeks before the testing window, the coordinator should consult with the supervisor to confirm:

- where and when the test sessions will be held
- the duration and organisation of breaks between test sessions
- organisational procedures required during the testing window
- procedures for handling emergencies and problem situations
- procedures to be followed when a relief teacher administers the test
- arrangements for students granted adjustments
- the conditions for iPad or Android tablet use (if approved by coordinator)
- *OLNA Information for Students* sheets have been provided to eligible students
- receipt of the *OLNA Handbook 2022* and/or the *OLNA Supervisor's Handbook 2022*, the *OLNA Test-Delivery Website User Guide 2022* and the *OLNA Dashboard User Guide 2022*.

Authorised and unauthorised materials and applications

During each test session, students may only have:

- a pen and/or pencil
- an eraser
- a device necessary for accessing the test
- their login sheet
- working paper provided by the school.

The following unauthorised materials are not permitted: mobile phones, pen-readers, Bluetooth®/wireless/web-enabled devices, photographic, scanning or audio devices, headphones, calculators, dictionaries, thesauruses or notes. The device a student uses to access the test is considered to be an authorised device. A student may only access the test with one device at a time.

Subject to the approval of the coordinator, students may be permitted to use a personal iPad or Android tablet to complete the test. However, keyboard settings, such as predictive text, grammar and spell checking functionality, must be turned off (see Section 1: System and device set-up in the *OLNA Test-Delivery Website User Guide 2022* for the complete list).

The supervisor must provide students with a blank piece of working/planning paper. The *OLNA Student Log-in Details* sheet will suffice for this purpose.

Students may not have any applications open that are not necessary to access the test or keep their device safe. Students may only have one browser and one browser tab open at any one time.

Attendance and documentation of issues experienced

For each test session, the coordinator will provide supervisors with the *OLNA Student Log-in Details* sheets (LAN002). These are to be distributed to students as they enter the test room. Supervisors must ensure that students receive only the relevant login details sheet for the component they are scheduled to sit during that test session.

The coordinator will provide supervisors with the *OLNA Student List* (LAN001) in the test session, so that student attendance can be recorded and any issues experienced during the test can be documented.

Preparing the test room

Supervisors and coordinators must ensure that the best possible test conditions are created for students by undertaking the following preparations:

- arrange for devices to be positioned in a way that minimises opportunities for students to see other students' screens
- remove or cover any charts, teaching materials and spelling lists that may help students to answer questions
- ensure that unauthorised materials are not available to students during the test session.

Rules for assisting students

Professional and ethical behaviour must be demonstrated at all times. Any assistance given to students that results in them gaining an advantage in their test is in breach of the *OLNA Educator Code of Conduct* (see Appendix 1). The table below lists the rules for how to assist students in fair and ethical ways.

Table 7. Rules for assisting students

Component	Supervisors may	Supervisors must not
All	<ul style="list-style-type: none"> ✓ read instructions ✓ advise students to leave a question if they are unsure of the answer ✓ advise students to return to unanswered questions if they have time at the end ✓ encourage students who finish early to review their work ✓ assist students with test-delivery website navigation. 	<ul style="list-style-type: none"> × give examples or hints × explain, paraphrase or interpret questions or texts × explain the meaning of symbols in questions or texts × indicate to students whether their answers are correct or incorrect × remind students about work completed in class.

Component	Supervisors may	Supervisors must not
Reading		× read stimulus materials or test questions to a student.
Numeracy	✓ read the instructions and the numeracy questions, but only those numerals or symbols embedded in text.	× translate, interpret or explain the meaning of any symbols, numbers or mathematical terms
Writing	✓ read the writing prompt	× allow any discussion of the writing task × provide any structure or content, orally or in writing × prompt students × write anything on the board (except the test-delivery website address) × plan for the students × type for a student (except where adjustments for disability have been approved by the principal and the Authority and the supervisor is the appointed scribe).

On test days

Before the test session

Ensure that you have the following:

- a personalised *OLNA Student Log-in Details* sheet for each student
- the *OLNA Student List*:
 - to record attendance (students may be asked to sign against their name)
 - to document any issues experienced by students during the test.
- blank working/planning paper for all students (the sheet with their login details will suffice).

At the start of a test session (as students enter the test room)

Ensure that you hand each student:

- their *OLNA Student Log-in Details* sheet and direct them to their device
- a blank piece of working/planning paper (the sheet with their login details will suffice).

During the test session

Supervisors must read from the appropriate test administration script to ensure consistent instructions are provided to all students.

This script includes instructions for:

- students to read their *OLNA Student Log-in Details* carefully, hand in unauthorised materials and close any unnecessary applications or browser tabs.
- supervisors to write the test-delivery website address (<https://assess.scsa.wa.edu.au>) on the whiteboard, and instruct students to enter it into a browser
- students to read and agree to the *OLNA Student Agreement* when the home page has loaded
- students to enter their username and password provided on the sheet with their login details.

Students should read the instructions page on the screen. When directed, students can click on the **Start** button to begin the test.

Students are given a maximum of 50 minutes to complete the tests for the reading and numeracy components and 60 minutes to complete the task for the writing component (unless extra time has been approved). Students who finish a test early will need to click on the **Submit** button to conclude the test. If students do not complete a test within the allotted time, the test will close and submit automatically. Supervisors will advise students that they have run out of time and cannot continue.

Students who disrupt other students during the test session must be removed from the room immediately and placed under alternative supervision arrangements. The coordinator and supervisor must discuss alternative supervision arrangements in advance. On the *OLNA Student List*, supervisors must record student attendance and details of any issues experienced by individual students during the test.

During the test session, supervisors must **monitor student activity carefully** and ensure that students do not leave the test-delivery website or access other websites or unauthorised materials. A supervisor who observes an action or behaviour that contravenes the *OLNA Student Agreement* must document observations and advise the coordinator. The coordinator will then inform the Authority of the observed student activity that contravenes the *OLNA Student Agreement*.

At the end of the test session

When all students have submitted their responses for the test, supervisors must ask students to close their browser. Supervisors must then collect working/planning paper for secure disposal. Once all papers are collected, the test session is considered to be concluded and students may be dismissed or managed as appropriate. However, students granted adjustments or those who have experienced technical issues may continue their test session.

Supervisors should then return the *OLNA Student List* (complete with attendance check and record of any issues experienced by individual students) to the coordinator.

Supervisors must **not**:

- × allow any students or unauthorised persons to remove any paper that students have been working on from the test room
- × transcribe braille test books
- × copy, transcribe, transmit or record images of test questions or student responses, or ask students to record their answers on a piece of paper or other device. An exception may be made when a supervisor or coordinator is under the direction of the OLNA Helpdesk and there is a problem with submission of student responses.

Solutions to potential issues

The *OLNA Test-Delivery Website User Guide 2022* and the *OLNA Supervisor's Handbook 2022* contain a list of frequently asked questions and solutions to potential issues.

Supervisors must be familiar with the *OLNA Test-Delivery Website User Guide 2022* and the relevant sections of this handbook (or the *OLNA Supervisor's Handbook 2022*) before the test sessions and

attempt to resolve any technical issues with the school IT support person. If a student does not have internet access, check:

- with the school IT support person that the student has not had access blocked
- the student has sufficient 'printer credit' or similar to access the internet.

If there are any issues that cannot be resolved by the school IT support person, the supervisor and/or the school IT support person must contact the OLN Helpdesk by email or telephone.

Email olna@scsa.wa.edu.au with the subject title 'SchoolCode_techsupport'. Issues requiring urgent or immediate resolution must be logged with the OLN Helpdesk by telephone (9273 6726).

Ensure the following information is prepared before contacting the OLN Helpdesk:

- exact wording of any error message
- detailed description of the problem (including how widespread the issue is)
- date and time problem occurred
- school code and student details (names and student numbers)
- best contact phone number and email address
- screenshot of the device results from the [OLNA – Requirements page \(https://assess.scsa.wa.edu.au/requirements\)](https://assess.scsa.wa.edu.au/requirements)
- screenshot of the device's details as generated using [About My Browser \(https://aboutmybrowser.com\)](https://aboutmybrowser.com).

Advice for preparing students for the OLNA

Administrative preparation

- Ask your principal or the OLNA coordinator for the list of students who need to sit tests for one or more of the OLNA components (available in SIRS).
- Ensure all students are aware of their test dates, times and rooms, and are given the *OLNA Information for Students* sheet before the test.
- Confirm adjustments and discuss these with individual students and parents/guardians/carers, as well as with education assistants, where applicable. The OLNA test-delivery website can be customised to support particular student needs. Questions and instructions can be modified where needed, for example, to larger fonts.

General test preparation

The provision of broad and comprehensive teaching and learning programs is the best preparation that you can provide for your students. Excessive coaching and assessment preparation is inappropriate. However, there are some actions you can take that will help to prepare your students for the tests.

- Ensure students have opportunities to complete the practice and example tests.
- During the practice test and/or example test, encourage students to take note of specific functions available within the online test environment. Refer to the *OLNA Test-Delivery Website User Guide 2022*.
- Debrief students and answer their questions. Offer ideas for ways to deal with any issues that may arise.
- Explain that students must attend their scheduled test/s and that it is in their interest to demonstrate the minimum standard at the earliest opportunity. Being absent on the day of their test/s would be counterproductive as students will be required to sit the OLNA until they have demonstrated the minimum standard and not doing so will prevent them from achieving a WACE and could affect future work and/or study opportunities, including TAFE.
- Talk to students about what is not permitted during the test, including accessing email, other websites or calculators.
- Discuss the need for silence during the test session. Agree on how to gain the attention of the supervisor if something needs to be communicated. Remind students that they cannot communicate with one another from the time the test session starts until it concludes.
- Emphasise the importance of students reviewing and checking their work if they finish early.
- Some of your students may experience test anxiety. Discuss the significance of the OLNA, but do not overemphasise its importance. Students who tend to worry excessively may need additional support. Consider providing parents/carers with an information sheet or email, in addition to the *OLNA Information for parents/guardians/carers* that suggests ways in which they can provide support and encouragement. A list of useful wellbeing resources can be found online (see Appendix 11).

Appendix 1 – OLN A Educator Code of Conduct

1. The OLN A must be accessible to all students so that they can demonstrate their actual skills and knowledge.
 - 1.1. Appropriate adjustments are to be made for students with diagnosed disability. The Authority has the right to audit school records and documentation of decisions for reasonable adjustments actioned.
 - 1.2. Appropriate arrangements are to be made for English as an Additional Language or Dialect (EAL/D) students who have received approval from the Authority for 10 minutes extra time to complete each OLN A test.
2. The integrity of the OLN A must be maintained at all times.
 - 2.1. The copying of any test materials or student responses is not permitted.
 - 2.2. Providing details of the questions or prompts is not permitted.
 - 2.3. Cheating is not permitted.
 - 2.4. The test conditions must neither advantage nor disadvantage any student.
 - 2.5. The test must be administered and supervised in accordance with specifications contained in the *OLN A Handbook 2022*, the *OLN A Test-Delivery Website User Guide 2022*, the *OLN A Supervisor’s Handbook 2022*, the *OLN A Dashboard User Guide 2022* and the *OLN A Updates* as emailed to schools.
 - 2.6. All students are actively supervised during the test sessions.
 - 2.7. Providing unauthorised assistance to students during test sessions is not permitted.
 - 2.8. Allowing students to access unauthorised materials and aids during test sessions is not permitted. Such unauthorised materials include mobile phones, pen-readers, Bluetooth®/wireless/web-enabled devices, photographic, scanning or audio devices, headphones, calculators, dictionaries, thesauruses or notes. (The device a student uses to access the test is considered to be an authorised device.)
 - 2.9. Administrators and supervisors must ensure their actions before, during and after the test sessions do not affect students’ results.
 - 2.10. Supervisors must ensure that students do not have any applications open other than what is necessary to access the test; only one browser and one browser tab are permitted to be open at any one time.
3. Principals and all relevant school staff must read, understand and abide by the instructions in this handbook. If unsure of any points, the principal or staff must seek clarification from the Authority.
 - 3.1. Failure to read or become aware of the protocols contained within this handbook is not a valid reason for breaching protocols.
 - 3.2. Dishonest and inappropriate practices must be discouraged.
 - 3.3. Allegations of breaches of the *OLN A Educator Code of Conduct* must be reported promptly for investigation by the Authority.
 - 3.4. It is the responsibility of the principal to make parents and carers aware of the main aspects of the OLN A program.

Appendix 2 – OLNA Student Agreement

Students accept the following agreement before logging in to an OLNA test.

1. I agree to not leave the test-delivery website during the test session.
2. I acknowledge that attempts to access other sites, use other applications or access calculators will be recorded.
3. I do not have any applications or programs open on my device except for the browser used to access the OLNA tests.
4. I do not have any browser tabs open except for the one used to access the OLNA tests.
5. I will not transcribe, record, copy or transmit any test materials or any responses.
6. I do not have any unauthorised materials in my possession, including mobile phones, pen-readers, Bluetooth®/wireless/web-enabled devices, photographic or audio devices, headphones, calculators, dictionaries, thesauruses or notes.
7. I will not use anonymiser technology, such as a virtual private network (VPN) or Tor, to access the OLNA tests.
8. I will not disrupt other students during the test session. If I finish the test early, I will not visit other websites or use other applications and programs.
9. I understand that this is an assessment of my skills and any actions that I take to gain an unfair advantage will be considered a breach of this *OLNA Student Agreement*.
10. I have not undertaken any action that will allow me to gain an unfair advantage.
11. I understand that my actions must not affect the performance of other students.
12. I understand that I must follow any instructions provided to me by the supervisors or other school staff.
13. I understand that penalties apply to a breach of this *OLNA Student Agreement*, such as the cancellation of results for this test.

Appendix 3 – OLNA Declaration Form

Declaration by principal

I have read and understood the administration requirements for the OLNA as detailed in the *OLNA Handbook 2022*.

I have read the *OLNA Educator Code of Conduct* and I understand the principles upon which the OLNA is based.

I have made all relevant staff and students aware of the expectations of behaviour outlined in the *OLNA Educator Code of Conduct* and the *OLNA Student Agreement*.

I have ensured that all documentation related to the administration of the OLNA has been provided to relevant staff in time for them to become familiar with the requirements and enable them to perform their duties as required. Only educators registered with the Teacher Registration Board of Western Australia will administer the OLNA test sessions.

I assure that efforts will be made to allow and encourage all eligible students seeking a WACE to participate in the OLNA to the best of their ability. All students eligible to sit the OLNA will be given an opportunity to sit the OLNA and complete the practice tests and/or the example tests. Appropriate measures will be implemented to ensure that the OLNA is managed in a way that is fair and equitable for all eligible students. Students will not be tutored in ways that are likely to elicit rehearsed responses to questions rather than responses which accurately reflect their skills.

Adjustments for students with disability will be implemented fairly and in accordance with the principles outlined in the *OLNA Handbook 2022* and the *Guidelines for disability adjustments for timed assessments*. Documentation of decisions and adjustments actioned will be retained on file for audit purposes.

Contact, registration and disability adjustment data will be provided to the Authority in accordance with specified formats and within specified timelines.

The system requirements check will be conducted on a representative sample of student devices using student network permissions.

The online test environment will be monitored and controlled to maintain its integrity. Access to the OLNA will be kept secure to avoid any premature or unauthorised disclosure of content at any time during the testing window. All access to the OLNA tests is logged. I accept responsibility for the confidentiality, integrity and security requirements of the OLNA.

Name of principal: _____

Principal: _____
(Signature)

Date: _____

School: _____

School code:

--	--	--	--	--

Scan and email the completed form to olna@scca.wa.edu.au.

Appendix 4 – OLN Information for Students sheet

Western Australian Certificate of Education | Online Literacy and Numeracy Assessment

TEST	Reading	Writing	Numeracy
CLASS/GROUP			
DATE/TIME			
LOCATION			
TEST-DELIVERY URL	https://assess.scsa.wa.edu.au/		
PRACTICE TEST	URL: same as above.	Username: 4-digit school code	Password: prac14
Authorised and unauthorised materials/ applications	<p>You may have only a pen, pencil and eraser with you during the test session. You will be given a sheet of working/planning paper for each test. Subject to the approval of the coordinator, you may complete the test using a personal iPad or Android tablet.</p> <p>The following unauthorised materials are not permitted to be with you during the test session:</p> <ul style="list-style-type: none"> mobile phones, pen-readers, Bluetooth®/wireless/web-enabled devices (keyboards are permitted), photographic, scanning or audio devices, headphones, calculators, dictionaries, thesauruses or notes. you may only have applications open on your device that are necessary for you to access the test site. Only one browser and one browser tab may be open at any one time. 		
Test details	<p>There are three assessment components:</p> <ul style="list-style-type: none"> reading (45 multiple-choice questions to be completed in 50 minutes) writing (an extended response of up to 600 words to be completed in 60 minutes) numeracy (45 multiple-choice questions to be completed in 50 minutes). <p>Before the test, your school must provide you with an opportunity to become familiar with the test-delivery website functionality and the types of questions you can expect, by either sitting the practice test and/or example test.</p>		
During the test session	<ol style="list-style-type: none"> The supervisor will provide you with your username and password to log in to the test. When all students are ready at their devices and the supervisor asks you to enter the test-delivery website URL link, you should do so. Log in when the supervisor tells you to start. Let the supervisor know immediately if you have any problems logging in. The supervisor will help you once all other students have started the test. Your time to complete the test will not be affected. You will be asked to accept the <i>OLNA Student Agreement</i> before starting the test. Read the <i>OLNA Student Agreement</i> carefully. You must not access another website or other software. If you attempt to access any unauthorised information or engage in any other form of cheating, such as using notes, calculators or a smart phone, your actions will be reported to the Authority for investigation. This may result in the cancellation of your result in that component. Your usage of the internet or other applications will be monitored. Complete the test, making sure you read all instructions carefully. Do not press Submit until you have completed the test. If you do press Submit before you finish the test, you will not be able to return to the test. If you do this by mistake, advise the supervisor immediately. Do your best. Raise your hand to ask questions. If you finish the test early, you must not disrupt other students or visit other websites. <p>If you have any problems with how the test-delivery website works or when trying to submit the test, raise your hand and wait for the supervisor.</p>		
Results	Your results will be available to your school approximately four weeks after the end of the testing period. Please refer to your school for the exact date.		

Note: this is a sample only. Forms can be found on the Authority website on the [OLNA page \(https://senior-secondary.scsa.wa.edu.au/assessment/olna/schools\)](https://senior-secondary.scsa.wa.edu.au/assessment/olna/schools).

Appendix 5 – Checklist for principals

Table 9. OLN checklist for principals

Activity to be completed by date specified for each round	Round 1	Check	Round 2	Check
<ul style="list-style-type: none"> Nominate a coordinator to be responsible for managing the preparation and administration of the OLN. Ensure that SIRS has the correct contact details for the principal and the OLN school contact on the Provider Members tab. 	1 February 2022		19 July 2022	
<ul style="list-style-type: none"> Become familiar with the requirements of the OLN. Ensure this handbook and the <i>OLN Dashboard User Guide 2022</i> have been made available to the coordinator. 	3 February 2022		21 July 2022	
<ul style="list-style-type: none"> Email the <i>OLN Declaration Form</i> with the subject 'SchoolCode_Declaration' to olna@scsa.wa.edu.au. 	4 February 2022		5 August 2022	
<ul style="list-style-type: none"> Ensure the <i>OLN Supervisor's Handbook 2022</i> and the <i>OLN Test-Delivery Website User Guide 2022</i> have been made available to supervisors, teachers and IT support persons. 	9 February 2022		8 August 2022	
<ul style="list-style-type: none"> Determine students who require adjustments for disability and EAL/D and ensure the necessary evidence has been collected. Enter requests for student adjustments into the OLN Dashboard.* 	11 February 2022		11 August 2022	
<ul style="list-style-type: none"> Ensure the OLN is administered. 	28 February–25 March 2022		29 August – 23 September 2022	
<ul style="list-style-type: none"> Ensure student participation status and test incidents have been entered into the OLN Dashboard. 	1 April 2022		23 September 2022	
<ul style="list-style-type: none"> Ensure the OLN results are downloaded from SIRS and distributed to relevant staff. 	2 May 2022		17 October 2022	

*All approved adjustments from Round 1 of the OLN will automatically appear in the OLN Dashboard for Round 2.

Appendix 6 – Checklist for OLNA coordinators

Table 8. Checklist for OLNA coordinators

Activity to be completed by the date specified for each round	Round 1	Check	Round 2	Check
<ul style="list-style-type: none"> Nominate supervisors to be responsible for administering the test sessions. 	7 February 2022		22 July 2022	
<ul style="list-style-type: none"> Become familiar with the OLNA requirements. Provide the IT support person with access to this handbook and the <i>OLNA Test-Delivery Website User Guide 2022</i>. 	8 February 2022		26 July 2022	
<ul style="list-style-type: none"> Provide supervisors with a copy of the <i>OLNA Supervisor's Handbook 2022</i>, access to this handbook and the <i>OLNA Test-Delivery Website User Guide 2022</i>. 	9 February 2022		8 August 2022	
<ul style="list-style-type: none"> Finalise registration of all Years 10, 11 and 12 students in SIRS. Download the <i>OLNA Student List</i> from SIRS and check the information is accurate. 	11 February 2022		9 August 2022	
<ul style="list-style-type: none"> Assist with identification of students requiring adjustments and enter into the OLNA Dashboard.* 	11 February 2022		11 August 2022	
<ul style="list-style-type: none"> Schedule the practice test sessions for all eligible students. Contact the OLNA Helpdesk (see page 4) to resolve issues regarding students on the <i>OLNA Student List</i> who may have prequalified through NAPLAN Year 9. Schedule the test sessions for all eligible students ensuring that all sessions will finish before 4.00 pm AWST. 	14 February 2022		12 August 2022	
<ul style="list-style-type: none"> Arrange for rooms with sufficient networked devices for the number of students. Ensure there is no device or network maintenance scheduled during the testing window. Ensure bandwidth use by other classes is minimised during the test sessions. With the assistance of the IT support person, implement the system requirements check on a sample of all devices intended for use by students. Communicate the school's OLNA testing schedule to all relevant staff and students. 	16 February 2022		16 August 2022	

Activity to be completed by the date specified for each round	Round 1	Check	Round 2	Check
<ul style="list-style-type: none"> Provide students with an opportunity to become familiar with the test-delivery website functionality and the types of questions they can expect using either the practice test and/or the example test for each component. Provide the <i>OLNA Information for Students</i> sheet to students, advising the date, time and location details of each test session they will attend. 	18 February 2022		19 August 2022	
<ul style="list-style-type: none"> Download the <i>OLNA Student Log-in Details</i> sheets and the <i>OLNA Student List</i> from SIRS and organise the student logins and student lists into sets for each test session. Ensure all students have internet access permissions. Ensure the rooms being used for the test have been appropriately set up and that all devices have been checked to be working with the practice test. Ensure support persons have received relevant information. Provide scribes with the <i>Information for scribing</i> (see Appendix 9). 	25 February 2022		26 August 2022	
<ul style="list-style-type: none"> The day before each scheduled test session, provide supervisors with the <i>OLNA Students Log-in Details</i> sheets and the <i>OLNA Student List</i>. Collate all completed <i>OLNA Student Lists</i> after the completion of the last test session and record student participation status and test incidents in the OLNA Dashboard. 	Daily during the assessment period, 28 February–25 March 2022		Daily during the assessment period, 29 August–23 September 2022	
<ul style="list-style-type: none"> Ensure student participation status and test incidents are recorded in the OLNA Dashboard. 	1 April 2022		23 September 2022	
<ul style="list-style-type: none"> Extract student results from SIRS, if delegated by the principal. 	2 May 2022		17 October 2022	

*All approved adjustments from Round 1 of the OLNA will automatically appear in the OLNA Dashboard for Round 2.

Appendix 7 – Checklist for OLNAs supervisors

Table 10. Checklist for OLNAs supervisors

Activity to be completed by date specified for each round	Round 1	Check	Round 2	Check
<ul style="list-style-type: none"> Receive the: <ul style="list-style-type: none"> <i>OLNA Handbook 2022</i>; or <i>OLNA Supervisor’s Handbook 2022</i>, the <i>OLNA Test-Delivery Website User Guide 2022</i> and the <i>OLNA Dashboard User Guide 2022</i>. 	9 February 2022		8 August 2022	
<ul style="list-style-type: none"> Become familiar with supervisor responsibilities and the requirements of the OLNAs by reading either the relevant parts of the <i>OLNA Handbook 2022</i> or the entire <i>OLNA Supervisor’s Handbook 2022</i>, the <i>OLNA Test-Delivery Website User Guide 2022</i> and the <i>OLNA Dashboard User Guide 2022</i>. 	15 February 2022		12 August 2022	
<ul style="list-style-type: none"> Receive from the principal or coordinator, the school’s OLNAs schedule for the test sessions you are supervising. Check with the coordinator to determine whether students under your supervision require access to adjustments. 	16 February 2022		16 August 2022	
<ul style="list-style-type: none"> Ensure the rooms being used for the test have been appropriately set up and the required materials are ready. 	24 February 2022		23 August 2022	
<ul style="list-style-type: none"> Receive from the coordinator, the <i>OLNA Student Log-in Details</i> sheet and <i>OLNA Student List</i> for students sitting a test the next day. Administer the test. After each test session, forward the completed <i>OLNA Student List</i> to the principal or coordinator (or enter into the OLNAs Dashboard), as directed. This should include the attendance list and: <ul style="list-style-type: none"> an incident log of any issues experienced by each student during the test session potential breaches of the <i>OLNA Student Agreement</i>. 	Daily during the assessment period, 28 February–25 March 2022		Daily during the assessment period, 29 August–23 September 2022	

Appendix 8 – Administration scripts

Writing

Supervisors must ensure they are familiar with the following information before administering the test. The test is to be conducted in one session.

The writing test is an assessment of a student’s independent writing skills. The supervisor must not provide input or assistance.

Time allocated for the writing component

- Introduction time: about five minutes, during which the supervisor reads aloud the preliminary instructions in the administration script.
- Duration of test: 60 minutes.

Preparation for the writing component

Supervisors distribute:

- student login details to each student for the writing test only
- a sheet of blank planning paper to each student (the sheet with their student login details will suffice).

Table 11. Materials required for the writing component

Students	Supervisors
<p>Must only bring with them:</p> <ul style="list-style-type: none">• a pen and/or pencil• an eraser. <p>Must only be provided with:</p> <ul style="list-style-type: none">• student login details• blank paper for planning. <p>May be provided with a device, or supply their own, to access the test.</p>	<p>Must have:</p> <ul style="list-style-type: none">• this handbook or the <i>OLNA Supervisor’s Handbook 2022</i>• student login details• a copy of the <i>OLNA Student List</i>• blank paper• spare pens or pencils. <p>May have:</p> <ul style="list-style-type: none">• the <i>OLNA Test-Delivery Website User Guide 2022</i>.

Writing test administration script

Supervisors read aloud

Today you will attempt the writing test for the Online Literacy and Numeracy Assessment.

You should have a pencil or pen, your student login details and a piece of blank paper.

Mobile phones, pen-readers, Bluetooth/wireless/web-enabled devices, photographic or audio devices, headphones, calculators, dictionaries, thesauruses or notes are not permitted. If you have brought any of these materials into the test room, please bring them to me now.

Do not log in until I tell you to.

Supervisors must now allow time for:

- students to check they have the appropriate materials
- students to hand in any materials that are not permitted.

Supervisors read aloud

You are only allowed to have applications open that are necessary to access the test and keep your device secure. Only one browser and one browser tab may be open at any one time. If you have any other applications or browser tabs open, please close them now. Ensure that the tab you will use for the test is maximised.

Do not log in until I tell you to.

Supervisors must now allow time for:

- students to check if they have any unnecessary applications or browser tabs open
- students to close any applications or browser tabs.

Supervisors read aloud

Are there any questions?

Supervisors must now allow time for answering students' questions.

Supervisors read aloud

You are now ready to log in.

Copy the URL: <https://assess.scsa.wa.edu.au> into the address bar of your browser. Press **Enter** on the keyboard.

Once the site has loaded, carefully copy the username and password from the sheet with your student login details into the login box, read and agree to the *OLNA Student Agreement* and log in.

A pop-up window appears, asking you to confirm if this is you. If the details are correct, press **Yes this is me**. If the details are not correct, press **This is not me** and raise your hand and I will come to speak with you.

Read the on-screen instructions carefully. Do not click on the **Start** button yet.

Supervisors must now ensure that all students have successfully logged in.

Supervisors read aloud

From the time you click on the **Start** button, you will have 60 minutes to plan, write and edit your response to a prompt.

The system is designed to accept a maximum of 600 words; however, you are not required to write 600 words. The word counter will let you know how many words you have written.

Use your blank sheet of paper for planning. The planning page will not be assessed, but it will be collected. This is an assessment of how well you write in Standard Australian English. I can read the prompt to you in English, as well as the instructions; however, I cannot explain the prompt to you.

If you have a question, raise your hand and I will come to speak with you.

You must not access other websites during this test session. Your activities will be monitored. All written work is checked by software to ensure your work has not been copied from somewhere else.

Your writing score will be cancelled if you:

- write on anything other than the prompt topic presented to you
- access any website or software other than the test-delivery website during the test session
- are found to have copied or reproduced any part of another person's work.

Do not write your name or anything that could identify you or your school anywhere in your response.

When you have finished writing, edit your work and then click on the **Finish** button. You will be prompted to either **Submit** your written response or return to your writing to continue working. Once you have submitted your response, please wait quietly until this test session has finished. You are not able to return to your response.

If you see the message **There is no further time available for this test**, your response will be saved and submitted automatically.

If you experience any problems when clicking on either the **Next** button or the **Submit** button, or if you encounter any other error, you should raise your hand immediately and I will come to speak with you.

Do your best work.

You may now click on the **Start** button to commence the writing test.

Supervisors must:

- ensure that students are working independently
- assist students who have issues using the test-delivery website
- not assist students by typing their response
- actively supervise students
- record issues experienced by students using the test-delivery website
- record potential breaches of the *OLNA Student Agreement*, including instances where students have left the test-delivery website
- use the *OLNA Supervisor's Handbook 2022* or the *OLNA Test-Delivery Website User Guide 2022* to solve technical issues or contact the OLNA Helpdesk (see page 4).

Supervisors may speak quietly to those students who are not working and, without assisting them, encourage them to refer to the prompt page.

If students finish early, supervisors should quietly suggest to them that they edit their writing before submitting their response. If a whole class finishes the test before the allocated time, teachers may conclude the test session at their discretion.

Students granted adjustments or those who have experienced technical issues may continue their test session, as necessary, after all other students have been dismissed.

After 60 minutes, supervisors read aloud

After you have submitted your response, or when you see the message **There is no further time available for this test**, you should close the browser.

Once your browser is closed, I will collect your planning papers and student login details. When I have done this for all students, or I have dismissed you, your test session is concluded.

After the writing test

Supervisors must collect students' planning papers and student login details and provide these to the coordinator. If not entered into the OLN Dashboard, supervisors should provide the coordinator with the *OLNA Student List* with completed attendance check and notes of any issues experienced by students.

Reading

Supervisors must ensure they are familiar with the following information before administering the test for this component. The test is to be conducted in one session.

The reading test is an assessment of a student's skills in reading Standard Australian English, comprehension and responding to a variety of text types. The supervisor must not provide input or assistance.

Time allocated for the reading component

- Introduction time: about five minutes, during which the supervisor reads aloud the preliminary instructions in the administration script.
- Duration of test: 50 minutes.

Preparation for the reading component

Supervisors distribute student login details to each student for the reading component only.

Table 12. Materials required for the reading component

Students	Supervisors
<p>Must only bring with them:</p> <ul style="list-style-type: none">• a pen and/or pencil• an eraser. <p>Must only be provided with:</p> <ul style="list-style-type: none">• student login details• blank paper for working. <p>May be provided with a device, or supply their own, to access the test.</p>	<p>Must have:</p> <ul style="list-style-type: none">• this handbook or the <i>OLNA Supervisor’s Handbook 2022</i>• student login details• a copy of the <i>OLNA Student List</i>• blank paper• spare pens or pencils. <p>May have:</p> <ul style="list-style-type: none">• the <i>OLNA Test-Delivery Website User Guide 2022</i>.

Reading test administration script

Supervisors read aloud

Today you will attempt the reading test for the Online Literacy and Numeracy Assessment.

You should have a pencil or pen, your student login details and a piece of blank paper.

Mobile phones, pen-readers, Bluetooth/wireless/web-enabled devices, photographic or audio devices, headphones, calculators, dictionaries, thesauruses or notes are not permitted. If you have any of these unauthorised materials in the test room, please bring them to me now.

Do not log in until I tell you to.

Supervisors must now allow time for:

- students to check they have only authorised materials
- students to hand in any materials that are not permitted.

Supervisors read aloud

You are only allowed to have applications open that are necessary to access the test and keep your device secure. Only one browser and one browser tab may be open at any one time. If you have any other applications, browsers or browser tabs open, please close them now. Ensure that the tab you will use for the test is maximised.

Do not log in until I tell you to.

Supervisors must now allow time for:

- students to check if they have any unnecessary applications or browser tabs open
- students to close any applications or browser tabs.

Supervisors read aloud

In this reading test, you will read short texts and then answer one or more multiple-choice questions about them.

Are there any questions?

Supervisors must now allow time for answering students' questions.

Supervisors read aloud

You are now ready to log in.

Copy the URL: <https://assess.scsa.wa.edu.au> into the address bar of your browser. Press **Enter** on the keyboard.

Once the site has loaded, carefully copy the username and password from the sheet with your student login details into the login box, read and agree to the *OLNA Student Agreement* and log in.

A pop-up window appears, asking you to confirm if this is you. If the details are correct, press **Yes this is me**. If the details are not correct, press **This is not me** and raise your hand and I will come and speak with you.

Read the on-screen instructions carefully. Do not click on the **Start** button yet.

Supervisors must now ensure that all students have successfully logged in.

Supervisors read aloud

There are 45 questions in this test and you have 50 minutes to complete all the questions.

You may use your blank sheet of paper and pen to assist you to answer questions.

Select your preferred answer by clicking on a bubble.

If you wish to change your answer, click on another bubble. You may go back and change answers if you wish.

If you have a question, raise your hand and I will come to speak with you.

You must do your own work. You are not allowed to talk to other students.

You must not access other websites during this test session. Your activities will be monitored.

If you do not follow these instructions, your reading score will be cancelled.

If you finish early, check that you have answered all the questions and then click on the **Finish** button. You will then be prompted to either **Submit** your responses or return to the questions to continue working. Once you have submitted your responses, please wait quietly until the test time is finished.

If you see the message **There is no further time available for this test**, your responses will be saved and submitted automatically.

If you experience any problems when clicking on either the **Next** button or the **Submit** button, or if you encounter any other error, you should raise your hand immediately and I will come to speak with you.

Do your best work.

You may now click on the **Start** button to commence the reading test.

Supervisors must:

- ensure that students are working independently
- assist students who have issues using the test-delivery website
- not assist students by entering their responses
- actively supervise students
- record issues experienced by students using the test-delivery website
- record potential breaches of the *OLNA Student Agreement*, including instances where students have left the test-delivery website
- use the *OLNA Supervisor's Handbook 2022* or the *OLNA Test-Delivery Website User Guide 2022* to solve technical issues or contact the OLNA Helpdesk (see page 4).

Supervisors may only read the general instructions, **not** the stimulus material or the questions.

Supervisors should encourage students who finish early to check their answers before submitting their responses. If a whole class finishes the test before the allocated time, teachers may conclude the test session at their discretion.

Students granted adjustments or those who have experienced technical issues may continue their test, as necessary, after all other students have been dismissed.

After 50 minutes, supervisors read aloud

After you have submitted your responses, or when you see the message **There is no further time available for this test**, you should close the browser.

Once your browser is closed, I will collect your working papers and student login details. When I have done this for all students, or I have dismissed you, your test session is concluded.

After the reading test

Supervisors must collect students' working papers and student login details and provide these to the coordinator. If not entered into the OLNA Dashboard, supervisors should now provide the coordinator with the *OLNA Student List* with completed attendance check and notes of any issues experienced by students.

Numeracy

Supervisors must ensure they are familiar with the following information before administering the test for this component. The test is to be conducted in one session.

The numeracy test is an assessment of a student's ability to use and apply a range of mathematical skills. The supervisor must not provide input or assistance.

Time allocated for the numeracy component

- Introduction time: about five minutes, during which the supervisor reads aloud the preliminary instructions in the administration script.
- Duration of test: 50 minutes.

Preparation for the numeracy component

Supervisors must:

- distribute student login details to each student for the numeracy component only
- check that no calculators are available to students during this test.

Table 13. Materials required for the numeracy component

Students	Supervisors
<p>Must only bring with them:</p> <ul style="list-style-type: none">• a pen and/or pencil• an eraser. <p>Must only be provided with:</p> <ul style="list-style-type: none">• student login details• blank paper for working. <p>May be provided with a device, or supply their own, to access the test.</p>	<p>Must have:</p> <ul style="list-style-type: none">• this handbook or the <i>OLNA Handbook 2022</i>• student login details• a copy of the <i>OLNA Student List</i>• blank paper• spare pens or pencils. <p>May have:</p> <ul style="list-style-type: none">• the <i>OLNA Test-Delivery Website User Guide 2022</i>.

Numeracy test administration script

Supervisors read aloud

Today you will attempt the numeracy test for the Online Literacy and Numeracy Assessment.

You should have a pencil or pen, your student login details and a piece of blank paper.

Mobile phones, pen-readers, Bluetooth/wireless/web-enabled devices, photographic or audio devices, headphones, calculators, dictionaries, thesauruses or notes are not permitted. If you have brought any of these unauthorised materials into the test room, please bring them to me now.

Do not log in until I tell you to.

Supervisors must now allow time for:

- students to check they have only authorised materials
- students to hand in any materials that are not permitted.

Supervisors read aloud

You are only allowed to have applications open that are necessary to access the test and keep your device secure. Only one browser and one browser tab may be open at any one time. If you have any other applications or browser tabs open, please close them now. Ensure that the tab you will use for the test is maximised.

Do not log in until I tell you to.

Supervisors must now allow time for:

- students to check if they have any unnecessary applications or browser tabs open
- students to close any applications or browser tabs.

Supervisors read aloud

Are there any questions?

Supervisors must now allow time for answering students' questions.

Make sure students do not have access to a calculator during this test. This includes calculators embedded in desktop computers, laptops and tablets.

Supervisors read aloud

You are now ready to log in.

Copy the URL: <https://assess.scsa.wa.edu.au> into the address bar of your browser. Press **Enter** on the keyboard.

Once the site has loaded, carefully copy the username and password from the sheet with your student login details into the login box, read and agree to the *OLNA Student Agreement* and login.

A pop-up window appears, asking you to confirm if this is you. If the details are correct, press **Yes this is me**. If the details are not correct, press **This is not me** and raise your hand and I will come to speak with you.

Read the on-screen instructions carefully. Do not click on the **Start** button yet.

Supervisors must now ensure that all students have successfully logged in.

Supervisors read aloud

There are 45 questions in this test and you have 50 minutes to complete all the questions.

You may use your blank sheet of paper and pen to assist you to work out answers.

Select your preferred answer by clicking on a bubble.

If you wish to change your answer, click on another bubble. You may go back and change answers if you wish.

In this test, I can read the questions to you in English. I cannot read any numbers or symbols that are in a table or in an image.

If you have a question, raise your hand and I will come to speak with you.

You must do your own work. You are not allowed to talk to other students.

You must not access other websites during this test session. Your activities will be monitored.

If you do not follow these instructions, your numeracy score will be cancelled.

If you finish early, check that you have answered all the questions and then click on the **Finish** button. You will then be prompted to either **Submit** your responses or return to the questions to continue working. Once you have submitted your responses, please wait quietly until the test time is finished.

If you see the message **There is no further time available for this test**, your responses will be saved and submitted automatically.

If you experience any problems when clicking on either the **Next** button or the **Submit** button, or if you encounter any other error, you should raise your hand immediately and I will come to speak with you.

Do your best work.

You may now click on the **Start** button to commence the numeracy test.

Supervisors must:

- ensure that students are working independently and not using calculators
- assist students who have issues using the test-delivery website
- not assist students by entering their responses
- actively supervise students
- record issues experienced by students using the test-delivery website
- record potential breaches of the *OLNA Student Agreement*, including instances where students have left the test-delivery website
- use the *OLNA Supervisor's Handbook 2022* or the *OLNA Test-Delivery Website User Guide 2022* to solve technical issues or contact the OLNA Helpdesk (see page 4).

Supervisors should encourage students who finish early to check their answers before submitting their responses. If a whole class finishes the test before the allocated time, teachers may conclude the test session at their discretion.

Students granted adjustments or those who have experienced technical issues may continue their test as necessary after all other students have been dismissed.

After 50 minutes, supervisors read aloud

After you have submitted your responses, or when you see the message **There is no further time available for this test**, you should close the browser.

Once your browser is closed, I will collect your working papers and student login details. When I have done this for all students, or I have dismissed you, your test session is concluded.

After the numeracy test

Supervisors must collect students' working papers and student login details and provide these to the coordinator. If not entered into the OLNA Dashboard, supervisors should now provide the coordinator with the *OLNA Student List* with completed attendance check and notes of any issues experienced by students.

Appendix 9 – Information for scribing

The following information outlines the requirements and procedure applicable to scribing a student's writing test response, where a student has received approval from the Authority for this adjustment for disability.

Appointment of a scribe

The person appointed as a scribe:

- must be an adult
- must have experience as a scribe
- must not be related to the student
- should ideally be familiar with the student and be regularly engaged by the school to provide scribing assistance.

Scripting requirements

Scribes:

- must comply with the *OLNA Educator Code of Conduct* (see Appendix 1)
- must follow the procedure for providing scribe assistance.

Scribes must not:

- allow any discussion of the writing task
- provide any structure or content, orally or in writing
- prompt the student
- plan for the student.

Professional and ethical behaviour must be demonstrated at all times. Any assistance given to students that results in them gaining an advantage in their test is in breach of the *OLNA Educator Code of Conduct*.

Scripting procedure

Before the test session begins, the scribe **must** advise the student that:

- time management is the responsibility of the student and the scribe may not interfere
- they may use time to plan at the start and to edit and proofread at the end
- the scribe can only type content as dictated by the student
- all words will be typed exactly as dictated
- no punctuation or line breaks will be included unless the student specifies, e.g. dictates 'New line, capital letter; Suddenly the dog took off down the street, full stop.'
- a spelling test will be conducted (explain that 10 words will be selected from the scribed text for the student to spell).

During the test session, the scribe should follow the instructions given by the supervisor.

Log in to the writing test using the student's login details provided by the supervisor.

Type the following words at the top of the writing pane: **This student has approval from the Authority for a scribe and all scribing rules are acknowledged.**

Inform the student that you are ready to take dictation whenever they are ready to begin. The student may take time to reflect and consider the question. Do not interfere in time management. When the student is ready, they should begin dictating their response.

Type:

- word for word, as dictated by the student, exactly reproducing the student's language
- all words in lower case without any punctuation unless specified by the student
- all sentences in a block without inserting paragraph or line breaks, except as dictated by the student.

Throughout the test, allow the student to read, or if requested, read the text aloud for the purpose of maintaining continuity; however, the scribe may not lead the student to re-read the text.

Conduct a spelling test. See procedure and word categories below.

After completing the spelling test, allow the student to view the screen and specify edits to the scribed text.

During editing time, the student can instruct the scribe to make any changes to the text. Edits may include changes to punctuation, grammar, paragraph structure or additions to the text.

No changes can be made to the spelling test.

Spelling test

- Ensure that the screen is away from sight of the student during the spelling test.
- Underneath the scribed writing response, type the title **Spelling Test**.
- Select **five words with common letter patterns** and **five words with difficult letter patterns** that the **student has used in their dictated script**.
- Ask the student to spell each word. The student may write on paper or orally spell each word.
- Type the student's spelling of each word on a new line.
- When completed, the scribe must cover the scribed text and show the student only the spelling words. The scribe must ask the student to check these words and indicate any change that the scribe should make.
- Type the correct spelling of the selected words in brackets next to each word spelt by the student.

Spelling test example:

like (like)

worta (water)

joos (juice)

friend (friend)

youv (you've)

mounten (mountain)
 finally (finally)
 concentrashun (concentration)
 principal (principle)
 restront (restaurant)

Spelling classifications

Do not choose very simple words, such as *cat, the, be, in, jump, play, saw* etc.

Use the table below to help you determine common and difficult words.

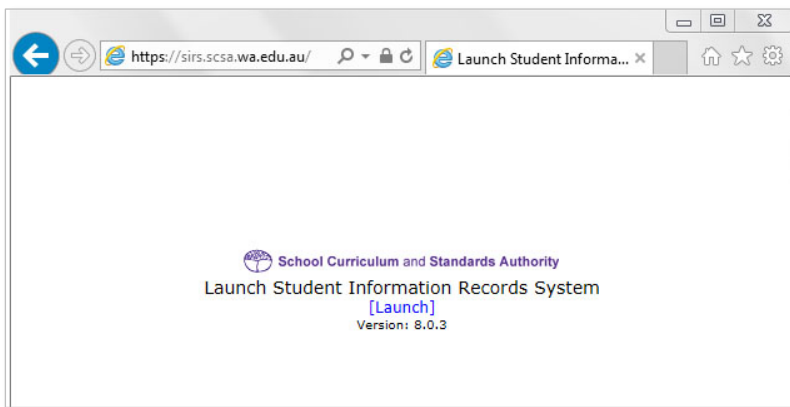
Table 14. Spelling classifications

Common words one or two syllable words with regular or common spelling features	Difficult words longer, multi-syllabic words with complex spelling features
Letter patterns	
sail, make, they, break, eight key, read, field light, tie, bike, sky, sign, buy, dye poke, boat, slow, toe, sew, boil, boy new, blue, juice, flute, music burn, first, term, earth, worse broad, haul, water, war. because aunt, calf, bath sure, roar, four, thought, floor through chair, fare, bear, their, where should friend, said, head, says, any pretty, give son, couple, flood, does	mountain, system, comfort, famous, dinosaur, disease, habitat chocolate, battery, favourite, opera, comfortable, several, vegetable, laboratory, aspirin bureaucracy, jeopardy, fulfil, euphoric, exhilarate, discipline, separate, dependent, guerrilla, narcissist, mediaeval lieutenant, nonchalant, restaurateur, meringue, suite, guillotine resuscitate, spectacular, unconscious
Prefixes and suffixes; endings	
chairs, jumped, thinking safely, teacher dislike, rewrite unlikely, mislead giving, stopping heavier, heaviest	frequently, hopefully, accidentally concentration, supervision approachable, invisible confidence, acceptance knowledge, language humorous
Contractions	
don't, wouldn't, you've, o'clock, she'll, let's	mightn't, oughtn't, should've, who've
Homophones and near homophones	
hear/here pair/pear two/to/too write/right brake/break buy/bye/by	practice/practise principle/principal descent/dissent stationary/stationery border/boarder weather/whether
Silent letters	
Know, wrong, thumb, sign, island, palm, often, sword	mortg <u>a</u> ge, r <u>h</u> ythm, me <u>c</u> hanic, ha <u>n</u> dkerchief, h <u>e</u> ir, colon <u>e</u> l

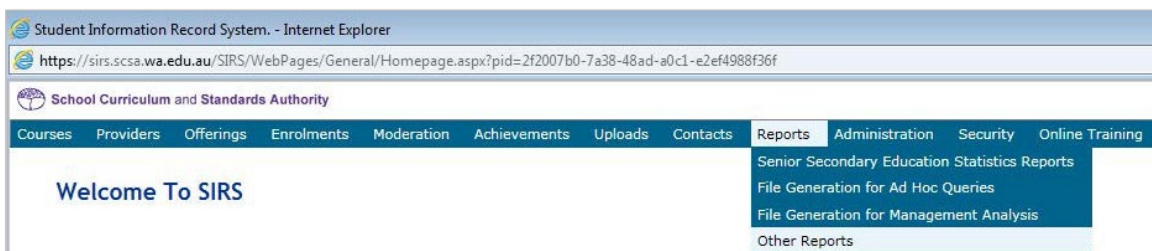
Appendix 10 – OLN Student List and password management using SIRS

Extracting student lists

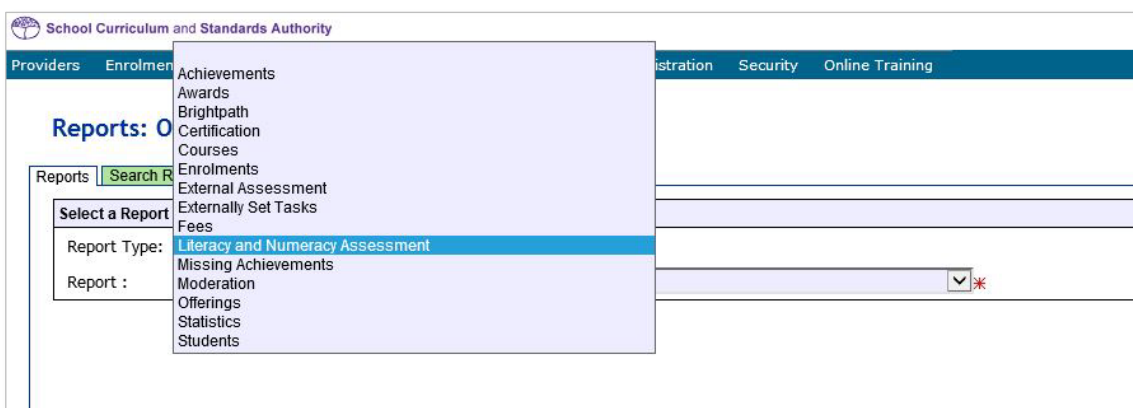
1. Go to **SIRS** (<https://sirs.scsa.wa.edu.au>), enter a username and password and click on **Launch** (see screenshot below). Access to SIRS is managed at the school level. OLN coordinators can ask the principal, deputy principal or registrar for access, or extract the information on their behalf.



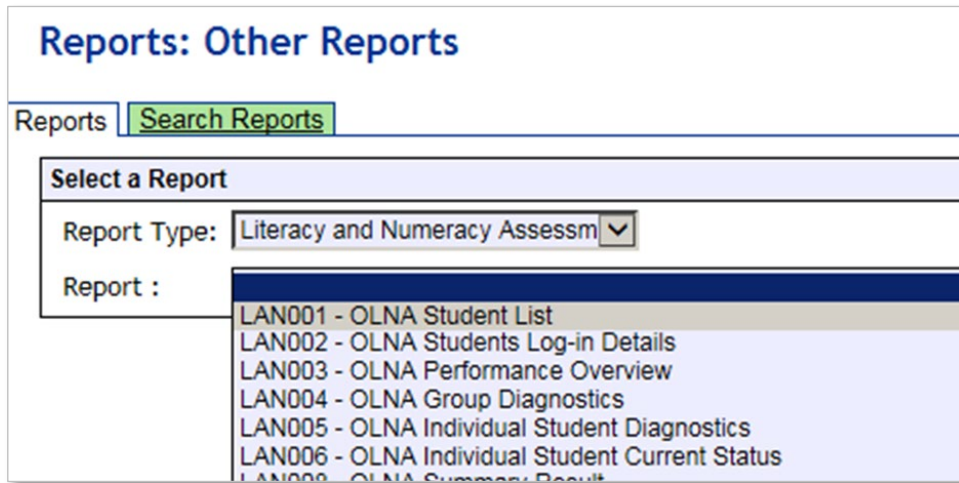
2. Go to **Reports** and select **Other Reports** from the drop-down menu (see screenshot below).



3. Go to **Report Type** and select **Literacy and Numeracy Assessment** from the drop-down menu (see screenshot below).



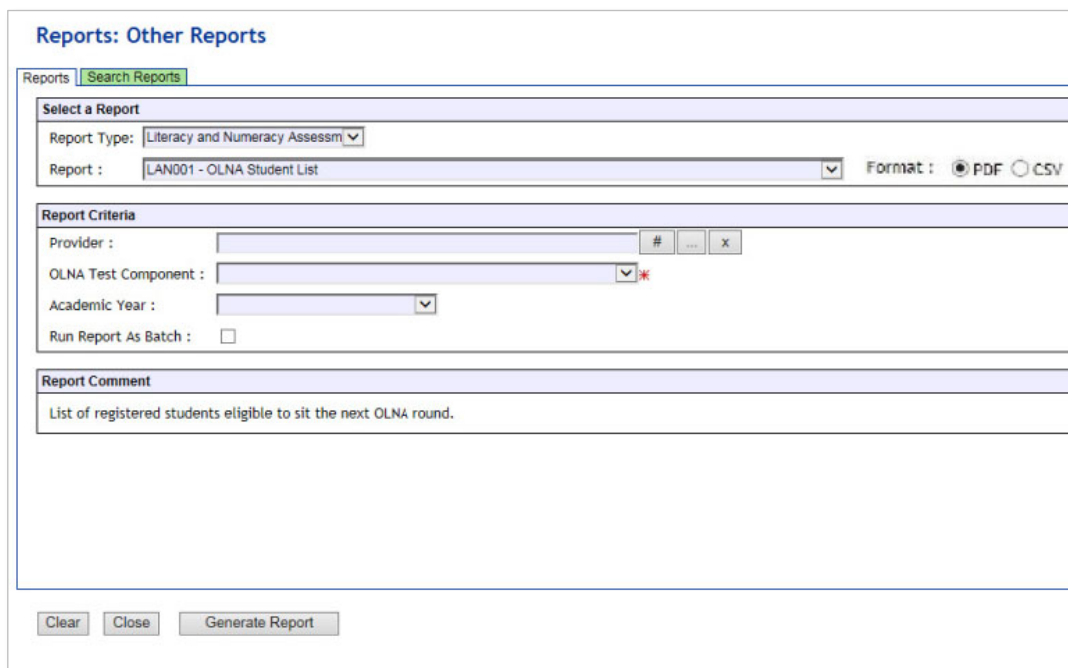
- Go to **Report** and select **LAN001 – OLN Student List** from the drop-down menu (see screenshot below).



This report, available for each component, lists students eligible to sit during the next testing window.

- From the **Report Criteria** fields, select the **OLNA Test Component (Literacy Reading or Literacy Writing or Numeracy)** and the relevant **Academic Year** (see screenshot below).
- Select **PDF** format, and click on the **Generate Report** button to extract the student list as a PDF (see screenshot below).

The student list can also be extracted in .CSV format for schools that wish to produce customised student class lists. This format may also make it easier for schools to return assessment information to the Authority.



Using the OLN Student List

The student list is provided to notify principals and OLN coordinators which students are eligible to sit each of the OLN tests. This list does not include students who have prequalified or achieved Category 3 in previous tests. Students are automatically enrolled based on SIRS registration information. Students are listed alphabetically by family name. If there are no SIRS registrations, the *OLN Student List* appears blank.



 Government of Western Australia School Curriculum and Standards Authority					
WACE OLN Student List—Numeracy 2020 Round 1 0000 Sample School					
Student Name	Student Number	Academic Year	Adjustment	Password Generated	Achievement Category
Jones, George	12345678	Y10		Y	NSA
Smith, Kate	12345678	Y10		Y	2
Lee, Hyuna	12345678	Y10		Y	NSA

Table 15. OLN Student List information

Report field	Content
Student Name	Family name, Given name
Student Number	Western Australian student number (WASN)
Academic Year	Indicates the student’s academic year group, e.g. Y10 (Year 10)
Adjustment	Indicates if the student account is registered with extra time or a pause function. This becomes available in the week before the testing window opens.
Password Generated	Y (yes) or N (no). This becomes available in the week before the testing window opens.
Achievement Category	Indicates student’s current status in the OLN. Only Category 1, Category 2 or NSA students appear in this list.

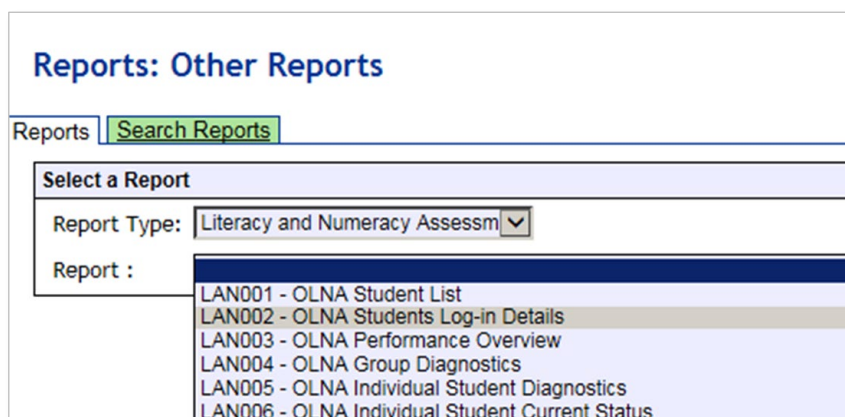
Test supervisors can use the *OLN Student List* to record attendance, register student completion of the test and document any technical or other issues that prevented the student from completing a test. At the end of the testing window, the principal or OLN coordinator should enter information into the OLN Dashboard relating to:

- non-participation by eligible students
- technical issues or other misadventures.

It is important that schools keep each *OLN Student List* on file.

Extracting student passwords

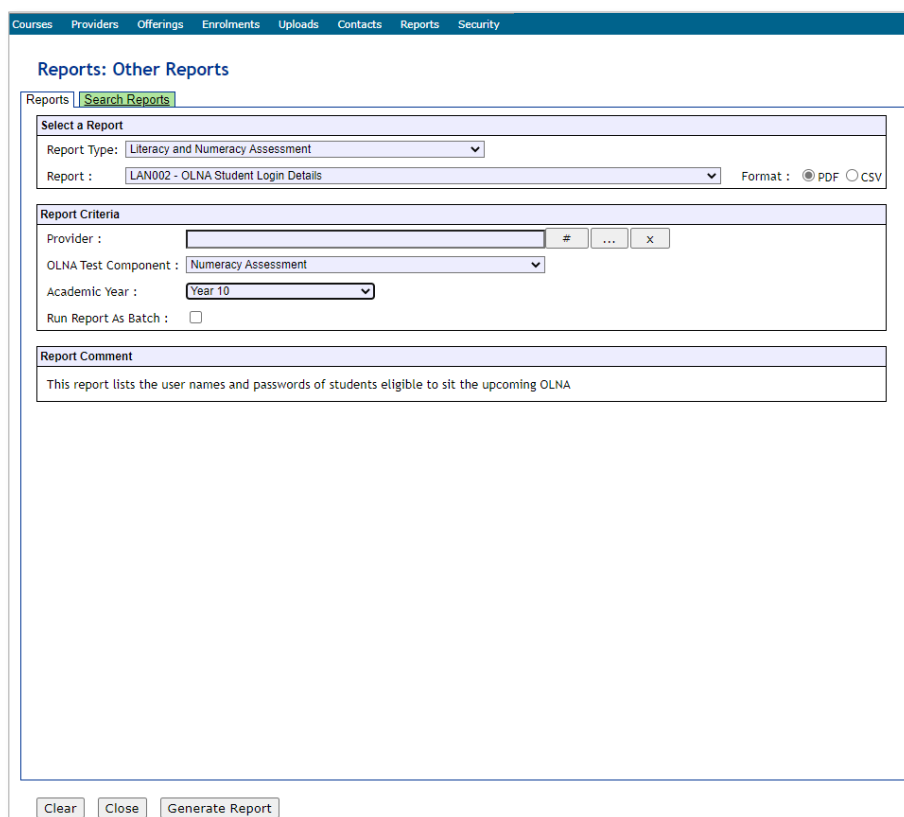
1. Follow steps 1–3 on page 61 to access the OLNAs reports.
2. Select **LAN002 – OLNAs Student Log-in Details** from the drop-down menu (see screenshot below).



The screenshot shows the 'Reports: Other Reports' page. At the top, there is a 'Reports' tab and a 'Search Reports' button. Below this is a 'Select a Report' section. The 'Report Type' is set to 'Literacy and Numeracy Assessment'. The 'Report' dropdown menu is open, showing a list of report options: LAN001 - OLNAs Student List, LAN002 - OLNAs Students Log-in Details (highlighted), LAN003 - OLNAs Performance Overview, LAN004 - OLNAs Group Diagnostics, LAN005 - OLNAs Individual Student Diagnostics, and LAN006 - OLNAs Individual Student Current Status.

3. From the **Report Criteria** fields, select the **OLNA Test Component (Literacy Reading or Literacy Writing or Numeracy)** and the relevant **Academic Year** (see screenshot below).
4. Select **PDF** format, and click on the **Generate Report** button to extract the student list as a PDF (see screenshot below).

The *OLNA Student Log-in Details* sheet can also be extracted in .CSV format for schools that wish to produce customised student login details sheets.



The screenshot shows the 'Reports: Other Reports' page with the 'Report Criteria' section filled out. The 'Report Type' is 'Literacy and Numeracy Assessment' and the 'Report' is 'LAN002 - OLNAs Student Login Details'. The 'Format' is set to 'PDF'. The 'Report Criteria' section includes: 'Provider' (empty), 'OLNA Test Component' set to 'Numeracy Assessment', 'Academic Year' set to 'Year 10', and 'Run Report As Batch' (unchecked). The 'Report Comment' section contains the text: 'This report lists the user names and passwords of students eligible to sit the upcoming OLNAs'. At the bottom, there are 'Clear', 'Close', and 'Generate Report' buttons.

OLNA Student Log-in Details sheet

This sheet is provided to assist schools with password management; it must be kept secure **at all** times. Each student has their login details on a single A4 PDF (in portrait) which can be printed and handed to the student at the start of the test session.

Table 16. OLNA Student Log-in Details sheet information

Report field	Content
Test Component	Numeracy/reading/writing
Student Number	WASN
Student Name	e.g. John Smith
Academic Year	Year 10
Username	Student's WASN
Password	Unique numeric password for each test. Expires after completion of the test.
Adjustment	Extra time/pause/scribe/support person/coloured background/alternate images/braille format

The *OLNA Student Log-in Details* sheet can be used by the student as working/planning paper. All *OLNA Student Log-in Details* sheets and working papers must be handed to the OLNA supervisor at the end of each test session.

Appendix 11 – Support materials for teachers

General resources

Australian Core Skills Framework

<https://www.education.gov.au/australian-core-skills-framework>

Literacy and Numeracy Planners (for Department of Education staff)

<https://ikon.education.wa.edu.au/-/access-the-naplan-planner/>

Improving literacy and numeracy – support for secondary schools

http://ecm.det.wa.edu.au/connect/resolver/view/LNSSTL001/latest/index.html#Numeracy_Worksh_ops_Workshop_1/2

National Assessment Program – Literacy and Numeracy (NAPLAN)

<http://www.nap.edu.au/>

(Comprehensive information about the Australia-wide assessment program, graphs of previous total cohort results, information for teachers.)

<https://www.acara.edu.au/assessment/naplan/naplan-2008-2011-test-papers>

<https://www.acara.edu.au/assessment/naplan/naplan-2012-2016-test-papers>

(Previous NAPLAN test papers from 2008 to 2011 and from 2012 to 2016.)

Literacy resources

Western Australian Curriculum English K–10

<https://k10outline.scsa.wa.edu.au/home/p-10-curriculum/curriculum-browser/english-v8>

(Provides a rationale of the way the Western Australian Curriculum for English is organised from Kindergarten to Year 10.)

General Capabilities – Literacy outlined in the Western Australian Curriculum

<http://k10outline.scsa.wa.edu.au/home/p-10-curriculum/general-capabilities-over/literacy2/introduction>

(Provides a model and set of continua for describing literacy attainment.)

Derewianka, B. (2011). *A New Grammar Companion*.

e:lit Primary English Teaching Association Australia.

https://petaa.edu.au/w/Store/Item_Detail.aspx?iProductCode=PET095&Category=BOOK

(Paperback book with topics linked to the Australian Curriculum.)

Derewianka, B. (2010). *Exploring How Texts Work* (2nd edition).

e:lit Primary English Teaching Association Australia.

https://petaa.edu.au/w/Store/Item_Detail.aspx?iProductCode=PET123&Category=BOOK

(Topics are linked to the Australian Curriculum; provides a chapter on each genre/type.)

Department of Education – EAL/D progress maps

<http://www.det.wa.edu.au/curriculumsupport/eald/detcms/navigation/assessment-and-reporting/eal-d-progress-map/#toc1>

(An integrated teaching, monitoring and assessment support resource for teaching EAL/D students from K–12. Content applies to all learning areas and curriculum contexts. Addresses Early Childhood, Middle Childhood and Secondary phases. A document is available to support use of the maps, along with other support materials.)

Department of Education – First Steps Literacy

<http://det.wa.edu.au/stepsresources/detcms/navigation/first-steps-literacy/>

(First Steps Literacy resources provide detailed descriptions of basic understandings that students require to make progress in reading, writing, listening, speaking and viewing, as well as teaching strategies to promote learning.)

Northern Territory Department of Education

<https://education.nt.gov.au/education/support-for-teachers/indigenous-languages-and-culture-curriculum-resources>

(Guidelines for effective literacy programs, research and reports, recommended literacy teaching approaches, recommended resources for indigenous languages and culture.)

Department of Education – English as an Additional Language or Dialect for Aboriginal Students

<http://www.det.wa.edu.au/curriculum-support/eald/detcms/navigation/english-as-an-additional-language-or-dialect-for-aboriginal-students/>

(Section contains a range of teacher resources, including Tracks to Two-Way Learning, a resource for teachers of Aboriginal students aimed at improving teaching and learning across education, training and the workplace.)

Scoutle

<http://www.scoutle.edu.au/ec/p/home>

(English resources connected to the Australian Curriculum. Search for 'literacy'. Refine search by selecting Year 7 and below and the English learning area.)

Ontario Ministry of Education – Think Literacy

<http://www.edu.gov.on.ca/eng/teachers/studentssuccess/think.html>

(Cross-curricular resources for developing literacy.)

Numeracy resources

Western Australian Curriculum Mathematics K–10

<https://k10outline.scsa.wa.edu.au/home/p-10-curriculum/curriculum-browser/mathematics-v8>

(Provides a rationale for the way the Mathematics curriculum is organised.)

General Capabilities – Numeracy outlined within the Western Australian Curriculum

<http://k10outline.scsa.wa.edu.au/home/p-10-curriculum/general-capabilities-over/numeracy/introduction>

(Provides a scope of the Numeracy capability.)

Australian Mathematical Sciences Institute (AMSI) – The Improving Mathematics Education in Schools (TIMES) project

<http://www.amsi.org.au/index.php/school-education-mainmenu/times-modules>

(A set of modules organised around key concepts and processes in mathematics, listed by year group ranges.)

Supporting Australian Mathematics Project – Middle Years SAM-MY

http://www.amsi.org.au/ESA_middle_years/Middle_Years.html

(Resource packages for teachers of Years 5–9 and for students in Years 5–9. Designed to help teachers and students implement the Australian Mathematics Curriculum. The Australian Curriculum content descriptors are used as starting points.)

First Steps – First Steps Mathematics

<http://www.det.wa.edu.au/stepsresources/detcms/navigation/first-steps-mathematics/>

(The First Steps Mathematics resource provides detailed descriptions of basic understandings that students require to make progress in mathematics, as well as teaching strategies, which can be used to promote learning of these ideas.)

Tomazos, D. (2002). *Knowing what they know: understanding students' mathematical ideas in years 6 to 9*. Department of Education of Western Australia.

(This resource supports teachers to identify students' specific mathematical misunderstandings. It provides helpful, fine-grained information about students thinking that is useful in helping teachers plan appropriate learning activities for students.)

Mathematical Association of Western Australia (MAWA)

<https://mathsstore.org.au/>

(Provides a range of useful mathematics resources that can be purchased, e.g. Foundations Maths for Units 1, 2.)

Scootle

<http://www.scootle.edu.au/ec/p/home>

(Numeracy and mathematics resources connected to the Australian Curriculum. Search for 'numeracy' and 'mathematics'. Suggest refining the search for tasks aimed at Year 7 and below.)

SMART Tests (Specific Mathematics Assessment that Reveals Thinking)

<http://www.smartvic.com/smart/index.htm>

(A website run by researchers from the University of Melbourne. Teachers can access online tests on a range of mathematics topics. Tests provide diagnostic information to teachers about their students' conceptual understanding of junior secondary mathematics content. Teachers sign up and provide feedback on tests in return for free access and support.)

Australian Curriculum – National Numeracy Learning Progression

<https://www.australiancurriculum.edu.au/resources/national-literacy-and-numeracy-learning-progressions/national-numeracy-learning-progression/>

(Teachers can use the progression to target gaps and misconceptions in student understanding of mathematics.)

Wellbeing resources

[TestTakingTips.com website \(http://www.testtakingtips.com/anxiety/index.htm\)](http://www.testtakingtips.com/anxiety/index.htm).

[TeensHealth website; see the Test Anxiety page \(https://kidshealth.org/en/teens/test-anxiety.html\)](https://kidshealth.org/en/teens/test-anxiety.html).

[YouTube – Tips to Ease Test Taking Anxiety/Stress Free Kids \(http://www.youtube.com/watch?v=L_dVGrZnVRk\)](http://www.youtube.com/watch?v=L_dVGrZnVRk).

